

**Böhm**  
ORGELN | KEYBOARDS

# SEMPRA 3.0 PRO-LIB

Installation and playing instructions

---



[www.boehm-organs.com](http://www.boehm-organs.com)

Installation and playing instructions SONG list „Christmas & Blessing songs“ for SEMPRA 3.0

Version 1.0

Art.-No. 42661AE

stand: 14.11.2024

The information contained in this documentation is subject to change without notice and does not represent a commitment on the part of Keyswerk Musikelektronik GmbH.

The description is based on the information available at the time of printing.

We reserve the right to make changes to technical details compared to the descriptions, information and illustrations in this manual.

Keyswerk Musikelektronik GmbH cannot accept any liability for program errors and incorrect information in the documentation and their consequences.

© Keyswerk 2024

All rights reserved

Responsible for the content

**KEYSWERK Musikelektronik GmbH**

Sülbecker Str. 20-22

31688 Nienstädt

Germany

Phone: +49 (0)5722 905088

Web: [www.boehm-organs.com](http://www.boehm-organs.com)

e-mail: [info@boehm-organs.com](mailto:info@boehm-organs.com)

## Content

General information .....	4
Installation .....	5
Call up the SONG list Christmas & Blessing songs 3.0 .....	6
Overview SONG list Christmas & Blessing songs 3.0 .....	9
Songs: .....	9
Styles:.....	9

## General information

Christmas is only truly beautiful with festive music on the SEMPRA 3.0 Pro-Lib! With the SONG List **Christmas & Blessing songs 3.0** you get 40 new SONGS with 6 presets each for your SEMPRA 3.0 Pro-Lib, with which you can perform many well-known German and international Christmas songs, but also various common blessing songs for the first time.

Thanks to these registrations, your SEMPRA is not only suitable for Christmas music at home, but also for use in contemporary church services, for example!

The package also includes two new styles:

Bank SEMPRA Styles 5, no. 63: **8-Beat Last Christmas**

Bank SEMPRA Styles 5, no. 64: **Worship guitar-ballad**

All title-related SONGS are fully populated with 6 SONG presets. Some of these are designed so that you can play the corresponding title in the sequence INTRO...ENDING. In other SONGS, however, you will find up to 6 preset variations (VAR. 1...VAR.6) with which you can play the corresponding Christmas song with completely different registrations that naturally match the title. There are also matching arpeggios for the SEMPRA arpeggiator throughout. This is not always immediately active when the preset is called up, but can always be switched on and provides a suitable arpeggio accompaniment.

You will find a SONG with 4 matching registrations (one-touch presets) for each of the two new Christmas styles in the SONG genre **Style Basics**.

All SONG presets are richly detailed and fully equipped with the new Pro-Lib sounds. The SEMPRA Creative functions such as the SoloChord, SemptraChord, Ensemble etc. have also been used where appropriate to achieve sound enhancements.

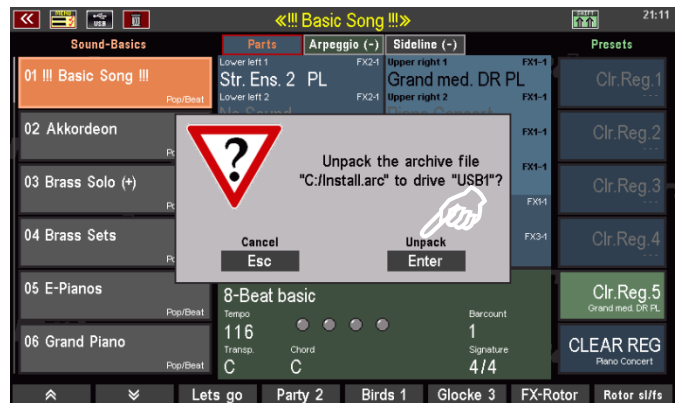
Of course, you can also use these presets for other pieces of music or as inspiration for your own SONGS/presets.

In the appendix to these operating instructions you will find an overview of all the SONGs included.

## Installation

You will receive the SONG list **Christmas & Blessing songs 3.0** data directly as an installation file on the factory data stick that comes with your SEMBRA 3.0, or, if you purchase the software later, as an archive file by e-mail. In this case, first save the archive file sent to you on your PC on the factory data USB stick as described in the main instructions for SEMBRA.

Then insert the stick into the SEMBRA. The display reports that the archive file has been found and asks whether it should be unpacked. Confirm the query with **[Enter]**.



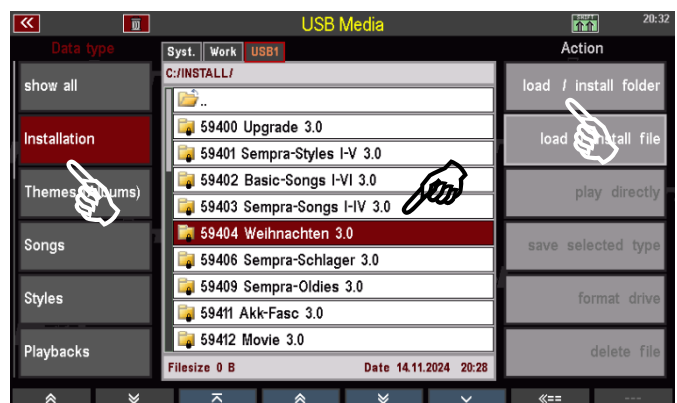
The installation data is now available on the stick and can be installed as described below. However, **one more tip beforehand**: If necessary, delete the archive file from your factory data stick after installing the data. Otherwise, the display will always ask whether the file should be unpacked when you insert the stick into the organ, as archive files are automatically recognized. Unpacking has now already taken place and the archive file can therefore be deleted from the stick as it is no longer required.

But now to the actual installation:

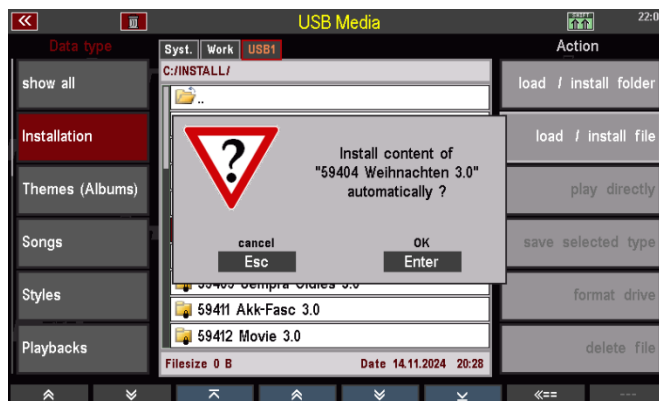
**Attention:** Like all factory data and other additional software packages, SONG list **Christmas & Blessing songs 3.0** is installed account-specific. If you want to use the SONG list in several user accounts, you must carry out the installation separately for each of these accounts once.

We assume that the installation data is now on your factory data stick and that the stick is plugged into the SEMBRA:

- Call up the USB menu and tap the **Installation** type on the left. The list with the installation files is displayed.
- Place the cursor on the **59404 Weihnachten 3.0** folder and tap **Load/Install folder** on the right.



- The display asks whether the data should really be installed. Confirm with **[Enter]**.



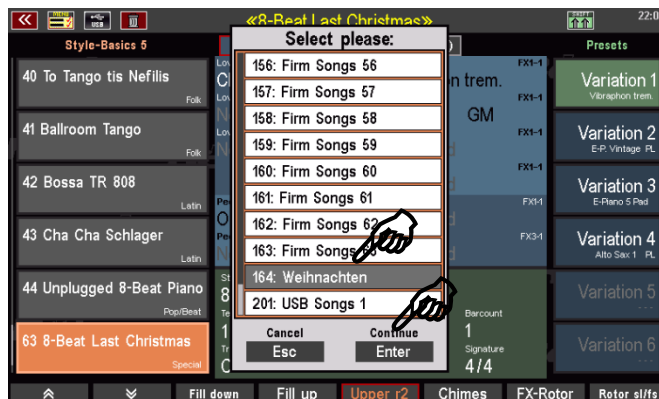
- The SONG bank will now be installed. You can then remove the stick again.  
**Please note:** If you install the SONG list later over an already installed SONG list Christmas (e.g. the 2.0 version), this will be updated. In this case, however, the display may ask several times after installation whether the corresponding existing files should be updated. Confirm each of these queries with **[Enter]** so that the respective new 3.0 version can be installed.

This completes the installation of the SONG list. The new SONGs/presets can now be used for playing.

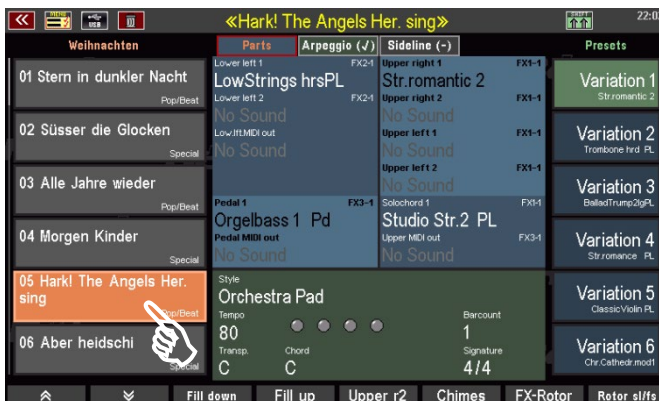
## Call up the SONG list Christmas & Blessing songs 3.0

The SONG list **Christmas & Blessing songs 3.0**

You can call up and select this SONG bank by activating the SONG filter button **[Bank]** to the left of the display and (after tapping the button again) selecting the **“Weihnachten”** (Christmas) bank from the list using the data wheel and confirming with **[Enter]**.



After selecting the bank, you can select the SONGS from the list on the display:

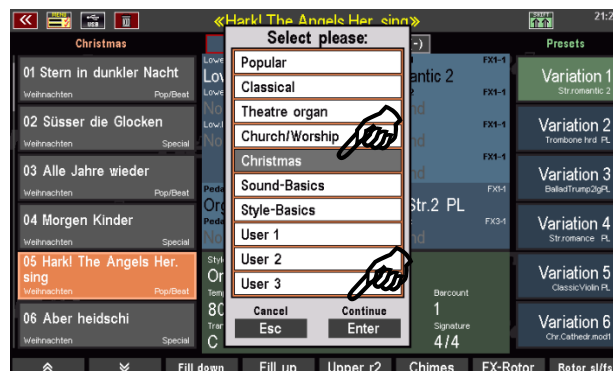


You can also call up the SONGS in the list with the SONG filter Genre **Christmas** or **Church/Worship** activated:

- Tap the SONG filter button **[Genre]** to the left of the display. This filters the SONG list in the display according to musical genre.



- Tap the **[Genre]** button a second time. You can now select the desired genre on the display.
- Select e.g. Christmas or Church/Worship and confirm with **[Enter]**.



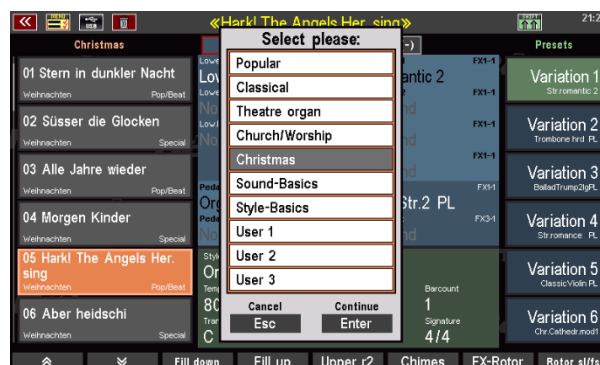
If you have selected the **Christmas** genre, you will now only find SONGS assigned to the Christmas genre in the SONG list on the display. These are, for example, all the Christmas SONGS in the list **Christmas & Blessing songs 3.0**.

The blessing songs, on the other hand, can be found in the SONG list for the **church/worship** genre, as these songs are not necessarily Christmas songs.

If you have already assigned your own SONGS to these genres, these SONGS will of course also appear in the respective genre SONG list.

As a third option, you can also use the SONGS in the **Christmas & Blessing Songs 3.0** list as "Style Basics" in the **combined SONG filter mode [STYLE] + [GENRE]**:

- First tap the SONG filter button **[Genre]** twice and select the genre **Christmas** (or **Church/Worship**) from the list. Confirm your selection with **[Enter]**.

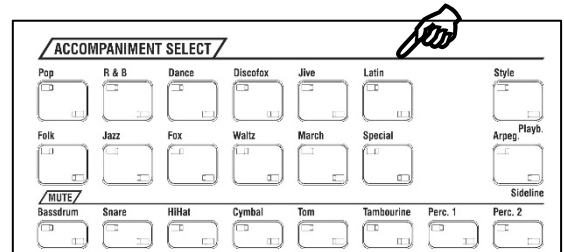




- Now switch on the two SONG filter buttons **[Style]** and **[Genre]** in combination (the LEDs in both buttons light up).



The SONGs of the genre **Christmas** (or **church/worship**) now appear in the SONG lists of the corresponding accompaniment categories, which you can select using the 12 category buttons in the **ACCOMPANIMENT SELECT** group.



**Attention:** In this mode, you will only ever see the SONGs of the genre in the list that use an accompaniment from the selected category. Accordingly, there may only be a few or no entries in the list if an accompaniment category is only used by a few or no SONGs in the list. The selected filter combination of genre and accompaniment category is displayed in the header of the SONG list.

Here in the picture as an example the combination of the genre **Christmas** and the style category **Swing/Jazz**: Only the SONG "Let It snow" appears in the list, as no other SONG in the Christmas genre uses a style from the Swing/Jazz category.



And now we hope you enjoy using the presets of the SONG List **Christmas & Blessing Songs 3.0** and making music with them on your SEMBRA 3.0!



## Overview SONG list Christmas & Blessing songs 3.0

### Songs:

Bank	Number	Name
164	001	Stern in dunkler Nacht
164	002	Süsser die Glocken
164	003	Alle Jahre wieder
164	004	Morgen Kinder
164	005	Hark! The Angels Her. sing
164	006	Aber heidschi
164	007	Happy X-mar (war is over)
164	008	Little drummerboy
164	009	Es ist ein Ros (2x3 Reg.)
164	010	Engel haben Him. (2x3 R.)
164	011	Es ist für uns eine Zeit
164	012	Fröhliche Weihnacht
164	013	O du fröhliche (2x3 Reg.)
164	014	Herbei o ihr Gläub. Classic
164	015	Leise rieselt der Schnee
164	016	Schneeflöckchen
164	017	White Christmas
164	018	Driving home for Christmas
164	019	Go tell it to the mount.
164	020	Ihr Kinderlein kommet
164	021	Lasst uns froh (2 Version.)
164	022	Maria durch e. Dornwald
164	023	O Tannenbaum
164	024	Still, still, still
164	025	Stille Nacht
164	026	Zu Bethlehem geboren
164	027	Feliz Navidad
164	028	Jingle Bells
164	029	Let it snow
164	030	Winter Wonderland
164	031	Kling Glöckch. (2 Version.)
164	032	Morgen kommt der W.
164	033	Sei behütet
164	034	Lege deine Sorgen nieder
164	035	Anker in der Zeit
164	036	Ich glaube an den Vater
164	037	Noel
164	038	Last Christmas
164	039	Rudolph, the red-nosed r.
164	040	Möge die Straße

### Styles:

Bank SEMPRA Styles 5, no. 63: **8-Beat Last Christmas**

(One-Touch-Presets: SONG bank 119 Style Basics 5, no. 63)

Bank SEMPRA Styles 5, no. 64: **Worship guitar-ballad**

(One-Touch-Presets: SONG bank 119 Style Basics 5, no. 64)



Keyswerk Musikelektronik GmbH

Sülbecker Str. 20-22

31688 Nienstadt

Germany

Phone: +49 (0)5722 905088

Web: [www.boehm-organs.com](http://www.boehm-organs.com)

e-mail: [info@boehm-organs.com](mailto:info@boehm-organs.com)