

# SEMPRA 2.0

## Installation and playing instructions

---

**SONG list**

**DirkJan Ranzijn**

**Stage,  
Screen &  
Evergreen**



SONG list DirkJan Ranzijn „Stage, Screen & Evergreen“ for SEMPRA 2.0  
Installation and playing instructions

Version 1.0, 08.05.2022  
Art.-No. 42364AE

The information contained in this documentation may be changed without announcement and are subject to change without notice by Keyswerk Musikelektronik GmbH & Co. KG does not represent an obligation.

The description contains the current state of information at the time of going to press.

Changes of technical details compared to the descriptions, the information and illustrations in this manual are subject to change without notice.

Keyswerk Musikelektronik GmbH assumes no liability for program errors and for incorrect information in the documentation and its consequences.

© Keyswerk 2022  
All rights reserved

Responsible for the content of this website  
KEYSWERK Music Electronic GmbH  
Warbersche Str. 32  
31675 Bückeberg  
Germany  
Phone: 05722 - 905088  
Fax: 05722 - 287555  
Internet <http://www.boehm-organs.com>  
E-mail [info@boehm-organs.com](mailto:info@boehm-organs.com)

## Content

General .....	4
Installation .....	4
How to find the SONG list Stage, Screen & Evergreen .....	6
Overview and playing instructions for SONG list: DirkJan Ranzijn - Stage, Screen & Evergreen .....	7

## General

Playing like the professionals - no problem with the innovative and so easy to master BÖHM SEMPRA organs and keyboards.

Top organist DirkJan Ranzijn has now prepared many registrations from his current concert program for you and compiled them in a fantastic SONG list for the SEMPRA. With this SONG list you will play many well-known evergreens, movie themes and other tunes that are always highlights of DirkJan's concerts all over Europe. Enjoy the distinctive sound of the successful Dutch organist on your SEMPRA.

The registrations of this SONG list are playable with the standard sounds and styles of the SEMPRA 2.0.

In the appendix to these operating notes DirkJan Ranzijn has summarized some playing tips for the registrations.

## Installation

You will receive the data of the SONG list Stage, Screen & Evergreen as an installation file on the factory data stick belonging to your SEMPRA, or, in the case of subsequent purchase of the software, if necessary as an archive file by e-mail. In this case, save the archive file sent to you on your PC on the factory data stick as described in the main SEMPRA manual.

Then insert the stick into the SEMPRA. The display reports that the archive file has been found and asks whether it should be unpacked. Confirm the query with **[Enter]**.



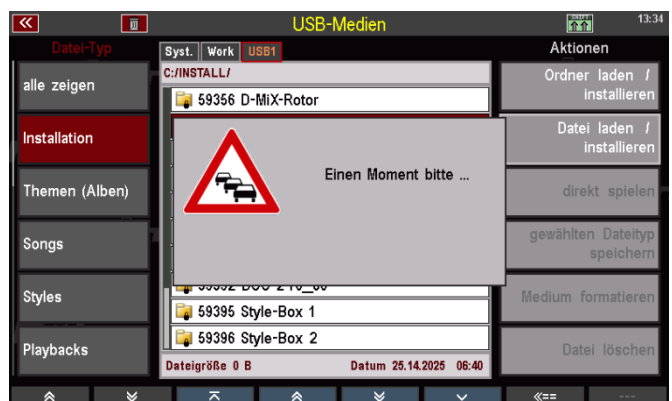
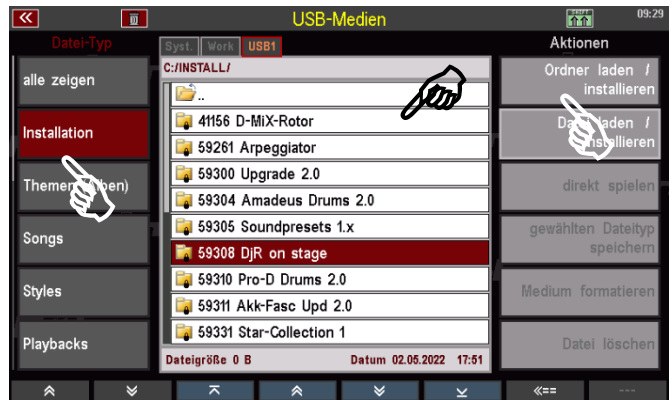
The installation data is now available on the stick and can be installed as described below. **But first a tip:** Delete the archive file again from your factory data stick after installing the data. Otherwise, the display will always ask whether the file should be unpacked when you insert the stick into the organ, since archive files are automatically recognized. The unpacking has now already been done and the archive file can thus be deleted from the stick, it is no longer needed.

But now to the actual installation:

**Attention:** Like all factory data and other additional software packages, the SONG List Schlager & Internationale Hits is installed **account-specific**. If you want to use the SONG List in multiple user accounts, you have to perform the installation separately for each of these accounts once.

We assume that the installation data is now on your factory data stick and the stick is inserted in the SEMPRA:

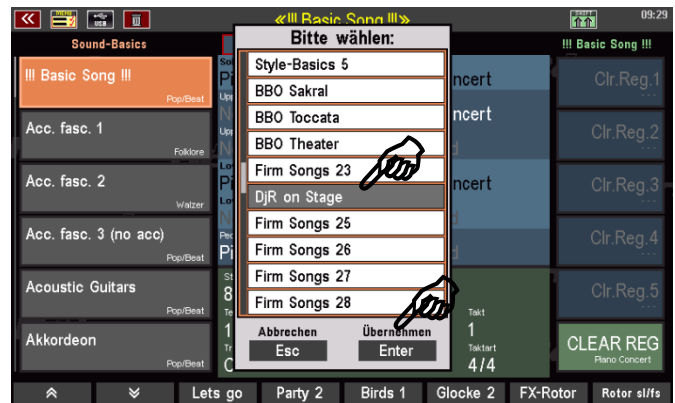
- Enter the USB menu and tap the **Installation** data type on the left. The list with the installation files is displayed.
- Place the cursor on the **59308 DjR on stage** folder and tap **Load/Install folder** on the right.
- The display asks if you really want to install the data. Confirm with **[Enter]**.
- The SONG bank will now be installed. Afterwards you can remove the stick again.



This completes the installation of the SONG list **Stage, Screen & Evergreen**. The new data can now be used for playing.

## How to find the SONG list Stage, Screen & Evergreen

The SONG list occupies the **Firm SONG bank 24**. It is labeled "**DjR on stage**" in the bank list in the display. You can call up and select this SONG bank if you activate the SONG filter button **[Bank]** to the left of the display and (after tapping the button again) select the bank "DjR on stage" from the list with the data wheel and confirm with **[Enter]**:



After selecting the bank, you can select the SONGS of the list in the display:



And now we and of course DirkJan Ranzijn wish you a lot of fun with the presets of the SONG list and making music with them on your SEMPRA!

## Overview and playing instructions for SONG list: DirkJan Ranzijn - Stage, Screen & Evergreen

Bank	Number	Name		playing tips
124	001	Chim Chim Cheree	DjR	A famous title from the unforgettable musical film "Mary Poppins" from 1964. Start on the first preset with the style <b>Intro 3</b> . and use <b>Ending 3</b> for the end. Thses presets can also be used for typical French Musettes like 'Domino' or 'Under the Bridges Of Paris'.
124	002	Do Re Mi	DjR	A show tune from the 1959 musical 'The Sound Of Music'. In <b>Var. 4</b> you will hear the dynamic chorus. Try to play it staccato to achieve the happy sound, perhaps alternating with the second chorus in the right part of the lower manual.
124	003	Für einen Tag	DjR	This hit is the title track of Helene Fischer's 5th studio album and at the same time my personal favorite song of Helene Fischer. Strike the keys a little harder when playing the dynamic guitar in the <b>Bridge</b> to get the typical guitar effect, which makes the song and the sound even more dramatic. To end the song, I would suggest the <b>Ending 1</b> of the style, a simpler ending, since the last parts of the song are already very lively anyway.
124	004	Can You Feel	DjR	„Can you feel the love tonight” was written by Elton John and Tim Rice for the movie "The Lion King". An important part of the song is the "answer" of the choir in the chorus. To do this, use the right split section in the lower manual on the Refrain preset.
124	005	I Feel Pretty	DjR	This song comes from the musical "West Side Story" from 1957. Important in this song is the "answer" in the right part of the lower manual. I have chosen pizzicato strings in <b>Var 3</b> to achieve the typical staccato effect, and for the Accent Choir in <b>Var 4</b> . Of course, you can also play other similar waltzes with this presets.
124	006	Ich Gehör Nur Mir	DjR	This song from the musical "Elisabeth" (1992) is one of my absolute favorite musical songs. I tried to make the presets as dramatic as possible according to the character of the song. Try to start softly with the first 2 presets. <b>Var 3</b> requires a bit more volume, and the violin should be played an octave higher and solo. In <b>Var 4, 5</b> and <b>6</b> you can let the emotion and drama come out. Do not forget to let the instruments breathe!
124	007	Love Story	DjR	The famous theme from the 1970s film "Love Story". <b>Var 1</b> is the intro, but can also be used as a verse, <b>Var 2 &amp; 3</b> are for the verses, <b>Var 4</b> is for the Refrain. The main female voice in Var 5 can also be used for a verse and should be played legato to enhance the romantic effect.
124	008	Never On Sunday	DjR	This film score from 1960 has become world famous. I have tried to create a typical greek atmosphere with my registrations. Although this song is from the year 1960, I have created a modern arrangement that fits perfectly into this new time.
124	009	Rhythm Of Love	DjR	This monumental piece is sung by the German singer Anna Maria Kaufmann. The song is like an anthem and should be played accordingly "dramatically". It starts quietly, becomes slowly louder and gets more expression in the chorus. The "Anna-Bolero"-Style of the SEMPRA was developed especially for this Preset package and now comes fully to validity here.
124	010	Sound Of Music	DjR	The title song of the famous Broadway musical and, of course, of the later Movie. Suggestion for playing: Play the last few bars of the song as an introduction with the <b>Intro</b> preset. Then lower the volume a bit and start with the verses.

124	011	Speak Softly Love	DjR	This song is an instrumental theme from the 1972 movie "The Godfather". I tried to create a typical Italian sound with the presets, using the classical guitar and the Italian accordion. Play the saxophone in Var 5 one octave higher to get an enhancement in the chorus.
124	012	Staying Alive	DjR	The famous song by the Bee Gees from the musical film "Saturday Night Fever" with John Travolta. Start with the Style <b>Intro 4</b> to get the complete full arrangement of the song.
124	013	Willkommen	DjR	This song is from the 1966 musical Cabaret. Playing suggestions: Start with the break on the intro preset. Clarinet and jazz saxophone are following for the 2 verses, the chorus will also sound great with the corresponding preset. I've mixed the bridge preset with a honky-tonk piano. The idea is to improvise on the theme with this piano.
124	014	You're the one that I w.	DjR	A song sung by Olivia Newton John & John Travolta for the musical movie "Grease." This is also one of my favorite happy musical songs. The chorus is in <b>Var 4</b> is a typical "Question / Answer" play. The "question" on the upper manual is followed by the "answer" from the right split section of the lower manual. You hear the choir answering to the Real Organ sound of the question. I have tried to make a combination of the typical 70's organ sound, a bit of musical and a bit of country.
124	015	Annie's Song	DjR	Annie's Song is a song in 3/4 time by John Denver. As style I selected the "6/8 Modern Slow Rock" style. The intro plays a cello, followed by flute and strings in the verses and chorus. The <b>Bridge</b> registration can also be played as 3rd verse.
124	016	Musical Waltz	DjR	This SONG contains a set of presets made for typical Broadway waltzes. Suggested tunes: Wonderful (Musical: Kiss Me Kate), Wonderful Copenhagen (Musical: Hans Christian Andersen), Que Sera Sera (movie: The Man Who Knew Too Much)...
124	017	Sharazan	DjR	A ballad by the Italian duo Al Bano and Romina Power from 1981. For me this song is a typical 'Italian hit' and that's why I created the presets with some of the synth bells sounds, each of which is below the main sounds (e.g. in the <b>Ending</b> preset: saxophone with Illusion bells).
124	018	Lambada	DjR	Yes, SEMPRA also has Lambada! This Latin American dance style became internationally popular in the 1980s. Start the song with a break in the upper manual. The instruments in the lower right area should be played in staccato mode.
124	019	When I Fall In Love	DjR	This song was featured in the movie "One Minute To Zero", which was released in 1952. This is also a soft jazz arrangement. I would suggest playing the last few measures of the song as an intro with the soft chorus on the upper manual of <b>Var 1</b> . The saxophone should be played legato, with appropriate "soft" volume. The 2nd verse is played with the flute, volume and dynamics can be increased here. The main theme of the song comes alive in <b>Var 4</b> . The big strings take over the main melody. So you can easily give this part of the song some volume and expression.
124	020	Mississippi	DjR	This hit by the Dutch country-pop band Pussycat is still an integral part of every 70s party. With my presets I tried to capture the typical country sound. <b>Var 1</b> I would start with the <b>Bridge</b> pattern. With the pedal steel in <b>Var 2</b> you should try to strike the keys a little harder to get the typical pedal steel country sound.
124	021	Slowboat To China	DjR	This song was made famous by Peggy Lee & Bing Crosby and was published in 1948. For this tune I have chosen a relaxed bossa nova, which is inspired by a version of Klaus Wunderlich. I suggest to experiment with the drawbars live while playing the Real Organ sounds in the <b>Intro</b> , <b>Verse 2</b> and <b>Refrain</b> parts. In this way you can liven up the organ sounds and create a wonderful 'Klaus-Wunderlich' effect.



124	022	Wind Beneath My Wings	DjR	This tune was sung by Bette Midler for the movie "Beaches". Start with a lower volume to increase the drama. Once the whole piece is played, you can repeat the theme (improvisation) with the electric guitar in preset <b>Var 6</b> .
124	023	Despacito	DjR	A still young summer hit by Luis Fonsi from 2017. <b>Var 1</b> starts with a classical guitar, which should be played with a lot of dynamic. I recommend to play it one octave higher, to get a typical Latin reggae sound.
124	024	Dream a little dream of me	DjR	This is a song from 1931 written by Fabian Andre and Wilbur Schwandt, and a typical romantic "crooner" song. Try to put yourself in the role of a saxophonist, trombonist and trumpet player, and avoid playing chords with these instruments. Play them solo and try to let the instruments "breathe"!
124	025	Wonderful Tonight	DjR	In the chorus preset for this Eric Clapton tune you will find a classical guitar. I suggest that you play this guitar one octave higher to achieve the right atmosphere for this track.
124	026	Unforgettable	DjR	This song is a jazz composition by Nat King Cole, published in 1952. Here in a soft jazz version. The synchro start is programmed on the lower manual left side. There you start to play. If you have played the Intro with the vibraphone, immediately continue with the saxophone on <b>Verse 1</b> and the violin on <b>Verse 2</b> . Try to think like a saxophonist, and play the sax in a soft legato style to create a romantic atmosphere. The violin in verse 2 can be played octave higher, with some accent.
124	027	Beautiful Sunday	DjR	The song "Beautiful Sunday" was written and sung by Daniel Boone. <b>Var 1</b> is for the intro, <b>Var 2 &amp; 3</b> are for the verses, <b>Var 4</b> is for the chorus, <b>Var 5 &amp; 6</b> again for the verses.
124	028	When a man loves a wom.	DjR	A world hit from Percy Sledge from the year 1966. Play this song with my presets as real blues. Let the Real Organ of the SEMPRA sing and try to change the drawbars during your play to get the real blues effect. Don't be afraid to use the rotor quite often in this song. The chorus can be played again with the saxophone in Var 6.
124	029	Can't Buy Me Love	DjR	The Beatles released this song in 1964. I suggest to start the 1st preset with style <b>Intro 4</b> , then the presets <b>Verse 1 &amp; 2</b> will follow. The <b>Refrain</b> preset can also be used for improvisations on the main theme.
124	030	Apres Toi	DjR	This song by Vicky Leandros was the winning song of the Eurovision Song Contest in 1972. The ending preset can also be used for the verse.
124	031	Moliendo Cafe	DjR	This is a Venezuelan song that has become popular all over the world. It was written in 1958. You will notice that I used a lot of staccato sounds. Try to play the song as staccato as possible. With these presets you can also play tunes like Tico Tico, Mambo Jambo, etc.
124	032	El Condor Pasa	DjR	This famous Peruvian folk song became famous especially through Simon & Garfunkel. <b>Var 1</b> is best played on the highest octave to achieve the the "South American" effect. <b>Var 5</b> is for the verse, the melody can be played either with the piano on the upper manual or with the Spanish guitar on the right split range of the lower manual.



Keyswerk Musikelektronik GmbH

Warbersche Str. 32

31675 Bückeburg

Tel. (+49) 05722/90 50 88

Fax: (+49) 05722/287 555

E-Mail: [info@boehm-orgeln.de](mailto:info@boehm-orgeln.de)

Web: [www.boehm-orgeln.de](http://www.boehm-orgeln.de)