



## Installation and Playing Notes

---

VSP SEMPRA PRO 2.0

# EXPANSION



SOUNDS & STYLES  
SONGS & PRESETS  
ARPEGGIEN & TEMPLATES

[www.boehm-orgeln.de](http://www.boehm-orgeln.de)  
[www.vivamusica.de](http://www.vivamusica.de)

**VSP SEMPRA PRO 2.0 EXPANSION** - Installation and Playing Notes

Version 1.2

Art.-Nr. B59225E

State: 16.04.2024

The information in this documentation may be altered without prior notice and is not under obligation from VIVA MUSICA and Keyswerk Musikelektronik GmbH.

The description contains the current information at the time of printing.

Alterations of technical details against the descriptions, data and illustrations are reserved.

VIVA MUSICA as well as Keyswerk Musikelektronik GmbH cannot take liability for faulty programs or faulty data in the documentation and their consequences.



© VIVA MUSICA / Keyswerk 2024  
All rights reserved

Responsible for the content

**VSP-Software Manufaktur**  
VIVA MUSICA  
An der Dörnte 6  
49134 Wallenhorst  
Tel: +49 5407 – 2431  
Fax: +49 5407 – 8035217  
Internet <http://www.vivamusica.de>  
E-Mail [info@vivamusica.de](mailto:info@vivamusica.de)

**BÖHM Orgeln**  
KEYSWERK Musikelektronik GmbH  
Sülbecker Str. 20-22  
31688 Nienstädt  
Tel.: +49 5722 - 905088  
Fax: +49 5722 - 287555  
Internet <http://www.boehm-orgeln.de>  
E-Mail [info@boehm-orgeln.de](mailto:info@boehm-orgeln.de)

**VSP- REGISTRATION CARD**

**VSP SEMPRA PRO 2.0  
EXPANSION**

**HINWEIS:**

Dear VSP customer,

The VSP-Expansion registration card is enclosed with the printed VSP-Expansion instructions that you receive together with the software stick!



## Contents

VSP- REGISTRATION CARD .....	3
1 General information.....	6
Scope of the new VSP 2.0 EXPANSION (VSP 2.0 is required!) .....	7
REGISTRATION & bonus offer and general information .....	8
2 Installation VSP SEMPRA PRO 2.0 EXPANSION.....	9
Overview of the data records in the „59352 VSP-Pro Expansion“- INSTALL folder.....	9
Installation instructions for VSP 2.0 EXPANSION data.....	10
Installation instructions for the USER-BONUS data.....	11
3 Calling up VSP-Presets.....	18
Selection of VSP songs/presets via the SONG filters "Bank" or "Genre" .....	18
4 Additional, new VSP-Pro-Sounds 2.0 (!).....	20
Overview and description of the additional 45 VSP 2.0 sounds (v2).....	21
5 Additional VSP Performance-Presets 2.0 (Sound-Basics).....	24
6 Additional VSP Sempra-Songs (Liederliste = song list).....	33
Overview and notes on the additional 5 title-related VSP Sempra songs: .....	34
7 Additional VSP Style-OTP-Song (Style-Basics) .....	35
Übersicht der 15 Style-OTP-Songs & deren Liedbeispiele.....	<b>Fehler! Textmarke nicht definiert.</b>
8 For the first time: VSP-Arpeggios and VSP-Templates .....	38
Selection of the VSP-Arpeggios .....	43
Selecting the VSP-Templates in the Arpeggios.....	44
Selecting the VSP-Templates in Styles .....	47
9 ANNEX: Overview lists.....	49
1. Additional VSP Pro Sounds 2.0 (v2) / VSP Soundpreset-Bank 110 (45 Sounds).....	49
2. VSP Pro Styles 2.0 EXPANSION (v2) and the Bonus-Styles .....	50
3. VSP Arpeggios & Templates 2.0 (v2).....	50



# VSP SEMPRA PRO 2.0 EXPANSION

## 1 General information



Dear SEMPRA & VSP friends!

The VSP SEMPRA PRO 2.0 is becoming more and more popular and many have asked us for VSP extensions!

We talked to many customers and dealers about which sounds, styles and songs they would like to see based on the current VSP 2.0 and the SEMPRA innovations GST & Arpeggiator:

There were, for example, very specific sound requests such as Schwyzer Örgeli, Alphorn, a concert tuba for live accompaniment or special sound effects from another organ manufacturer and there were also very general requests such as even more pads and synth sounds, electric and wah-wah guitars, and much more.

And of course we also had our own ideas, not least about the newer SEMPRA extensions GST & Arpeggiator, which we wanted to incorporate into the VSP.

As always, of course, based on, compatible with and incorporating the latest features, the overall tuning and structuring from the SEMPRA 2.0 GST upwards! Once again, there are plenty of great things to discover, be it many additional premium sounds, fantastic 3D presets (SONGS) or excellently playable and varied live rhythms, which, as usual and appreciated, have been individually programmed in our software manufactory with all possible functions, high musicality and a lot of ambition and enthusiasm!

If VSP software data is also available to you, most of it is installed on company workstations in the same way as factory data, and previous data is retained as usual! All data can be individually integrated into your personal or existing factory settings on request!

**The VSP software is of course also compatible with the latest SEMPRA version 3.0 PRO-LIB** and even benefits from its improvements and enhancements!

Live demos of the software (VSP-SEMPRA) on our website or YouTube channel VIVA MUSICA

## Scope of the new VSP 2.0 EXPANSION (VSP 2.0 is required!)

- **45 (!) additional, new VSP SEMPRA PRO 2.0 sounds** (sound preset bank 110).
- **Another 117 (!) great-sounding VSP Pro registrations 2.0**, sorted accordingly in the new SEMPRA 3D presets! Many previous VSP Performance sound basics have also been revised and refined! (e.g. more reverb in the real organ, different basses in the foot bass, solo manual assignment, integration of some new VSP sounds, and much more...) Many new ones were added:
  - **Another 27 (!) VSP-Performance-Sound-Basic 2.0** (in 22 Top SONG sound-/genre categories):  
These registrations are programmed very elaborately and practically according to musical themes or sound categories and utilize the many fantastic possibilities of your new SEMPRA 2.0 GST. With just one push of a button you can play perfect "global presets" with all the refinements your organ has to offer! TIP: Without the preset coupler, these global presets can also be used as timbre presets while the style is running!  
Incl. descriptive song text!
  - **60 (!) Another VSP Style-OTP-Registrations 2.0** (in 15 Style-Basics SONGS):  
These presets are programmed to match the new USER-VSP-Pro styles and each offer four so-called "one-touch presets" per style SONG (VARIATION 1 - VARIATION 4), which are linked to the 4 style variations accordingly. They are also subject to the general split and can therefore be freely selected in the sub-manual in the split! Incl. descriptive song text!
  - **Another 5 VSP Title-Registrations** (VSP Sempra-Songs) with each 6 variations!  
(in total **30 Registrations**), including descriptive **Song-lyrics**!
- **15 new bzw 5 extended (!) VSP-Pro-Styles 2.0**, flexible - varied - and now even more elaborate per style with 4 dynamic variations, intros, endings, fills, break and bridge (2-8 bars!), with major and minor (!) scores. New "live" recordings and adaptations to 2.0 Amadeus and VSP sounds, pro drum kits, each with the integration of the new SEMPRA 2.0 arranger and drum edit functions!  
**(Firm-Style-Bank 17) The 4+1 Bonus VSP-Styles are only available after the VSP registration via VIVA MUSICA!** (The 4 are exchanged in the USER style bank 10, one in the FIRM style bank 28. Alternatively, the user bonus styles can also be freely loaded into another USER style bank
- **22 additional VSP-Arpeggien!** For inspiration, some VSP arpeggios have also been added as examples for the first time and linked in some of the presets (18 links). It shows the enormous potential of using VSP sounds for existing Firm or new VSP arpeggios/templates and integrating them into existing song registrations or styles! **(Firm arpeggio bank 16) The bonus VSP arpeggios are loaded into USER bank 10. These arpeggios are only available after VSP registration via VIVA MUSICA!** (Alternatively, they can also be freely loaded into another USER bank)
- **76 additional VSP-Templates!** A fantastic opportunity to expand or vary existing styles or arpeggios using VSP templates. Here, too, the enormous potential of using VSP sounds or riffs/scores for new templates and integrating them into existing arpeggios or styles became apparent!  
**The templates are also only available after VSP registration via VIVA MUSICA! They are installed in a separate VSP folder on the USB stick provided for this purpose (template pool!).**

additional:

- An excellent manual with descriptions, tips and song examples for each preset!
- RealOrgan, DSP-Extension & Part-Extension are supported! D-Mix, Amadeus Pro, Sound-Controller-App and a second Amadeus would be the optimal audio basis (recommended - best tuning, not a requirement)!

## **REGISTRATION & bonus offer and general information**

These detailed instructions are intended to enable every user to install and use the VSP software and its possibilities, regardless of their basic knowledge of how to operate their instrument. If you are then finally "fit" enough to be able to transfer the functions used in the software to your own registration and arrangement ideas, we would be particularly pleased! Despite all the detail in an operating manual, it is of course not possible to cover every conceivable special case. If you have any questions or requests, please feel free to contact VIVA MUSICA\* at any time.

*\* We ask for your understanding that inquiries can only be answered if the registration card is returned and the SEMPRA device number is quoted, thus providing proof of license entitlement. Therefore, please always quote your SEMPRA device number in written, telephone or e-mail inquiries (info@vivamusica.de). See BMC Instrument-info 8-3*

### **Receipt of the bonus data: VSP-USER-Styles, VSP-Arpeggien and VSP-Templates** :

**\*\* Please fill in\* and immediately return this registration card copied/scanned or photographed to VIVA MUSICA, fax it (fax +49 5407/8035-217), mail (info@vivamusica.de) or send it via smartphone (Whatsapp/Signal,... cell phone no. +49 177-2222431).**

Upon receipt of the completed registration card, VIVA MUSICA will send it to you immediately:

-The newly extended 4 VSP-USER styles and 1 improved VSP-FIRM style (2.0), 6 additional VSP-USER arpeggios and the 76 VSP templates by email! Alternatively, if you would prefer to receive this data as a file on a USB stick, please send us your USB stick with the completed registration card. (For international shipping only by email or against payment of shipping costs).

-As an added bonus, you will again receive all descriptive VSP song lyrics as a txt file so that you can change or expand them as you wish and then link them to a song again! Or simply use them as a text template for your songs!





## 2 Installation VSP SEMPRA PRO 2.0 EXPANSION

The data carrier (USB stick) that you received with the VSP package contains various VSP files in the "INSTALL" or "59352 VSP-Pro Expansion" folder, which can all be easily installed together in the instrument using the "Load/Install folder" button!

**NOTE: You will receive the additional bonus styles, VSP arpeggios and VSP templates belonging to the software directly from VIVA MUSICA by email after you have completed and returned your registration card! (see page 3 of this manual!)**

NOTE: The USB stick always contains the latest SEMPRA and, if applicable, Amadeus firmware, which may be installed automatically after an internal organ query! Before we describe the installation in the following, first:

### Overview of the data records in the „59352 VSP-Pro Expansion“- INSTALL folder

#### folder **ARPEGGIO** (Arpeggio data incl. the linked templates)

116 VSP Arpeg P-01: The VSP arpeggio data in the FIRM bank 16

#### folder **SG 1a** (Sound data)

for loading into the AMADEUS sound module(s) of your BÖHM instrument!

BNK 110 P-02: The new sound data of the Soundbank 110

#### folder **SONGBANK** (Song/Preset data)

116 St.Bas.1 VSP 2.0 P-02.SGB: 256 Style-OTP-Presets in 64 Song categories (Style-Basics)

118 VSP-Performance 2.0 P-02.SGB: 132 Performance-Presets in 22 Song categories (Sound-Basics)  
60 Style-OTP-Presets in 15 Song categories (Style-Basics)  
22 Title-Songs (with even 6 Presets = 162 Registrations)

#### folder **SOUNDPRE** (Soundpreset data)

110 VSP 110 P-02.SDB: The sound presets of the Soundbank 110

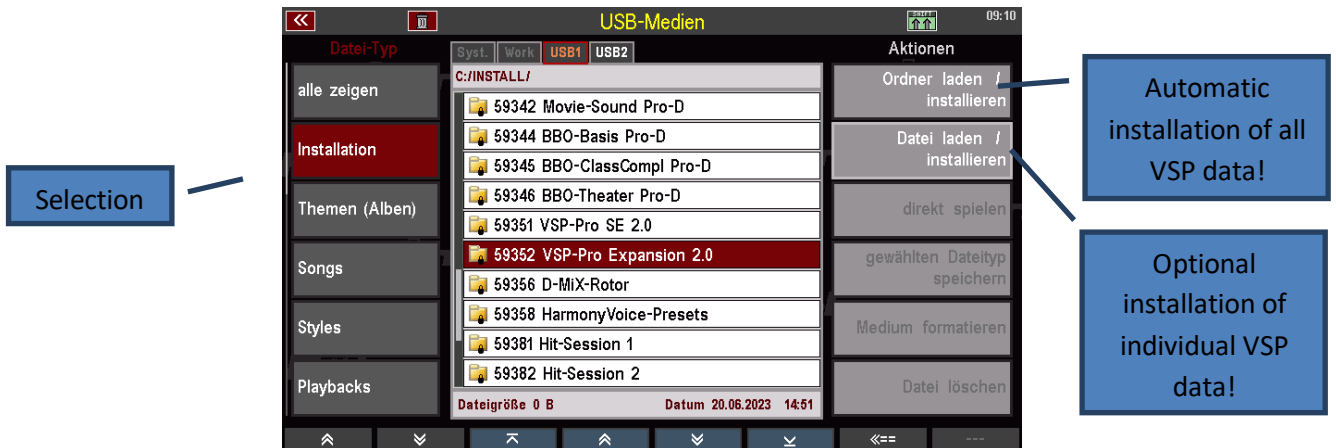
#### folder **STYLE** (Style data)

117 VSP 2.0 Styles 2 P-01: 15 new VSP Pro Styles 2.0 (v2)

## Installation instructions for VSP 2.0 EXPANSION data

After you have inserted the BÖHM-VSP USB stick into a free USB port on your organ,

- Press the [USB] button once to call up the USB media menu.
- The USB menu is displayed. Tap the "File type" field [Installation] on the display.



- Select the VSP installation folder "59352 VSP-Pro Expansion" and tap the "Actions" field [Load/Install folder] on the display to load all VSP data at once. (optionally in the [Load/Install file] field below to install the individual data records if necessary)
- A message screen appears: Automatically load contents of "59352 VSP-Pro Expansion"? Tap the [OK/Enter] field on the display. (Note: if there are several Amadeus sound groups in the instrument, a selection screen will first appear asking you to select the sound file to be loaded. Move the cursor to "All sound groups" and confirm with "Enter")
- The installation process runs for a few minutes until all data records have been loaded. (The corresponding information screens show what is currently being installed)
- Then exit the USB menu again by pressing the [Esc] button or by pressing the [USB] button again.

**The VSP expansion is now ready to play! You will receive further VSP bonus data (styles, arpeggios and templates) free of charge by email from VIVA MUSICA after returning the registration card to VIVA MUSICA!**

## Installation instructions for the USER-BONUS data

After you have sent the completed registration card back to VIVA MUSICA, you will receive the VSP bonus data zipped by email (VSP-EXPANSION USER-BONUS data).

This contains 4 folders with corresponding data: Arpeggios, templates, styles and song VSP text templates!

These should first be unzipped on your PC (usually double-click on the corresponding ZIP archive file. It then opens/unzips your folder structure first). You then copy these folders to your BÖHM USB stick and insert it back into the organ.

### Load the extended VSP bonus styles into USER Bank 10:

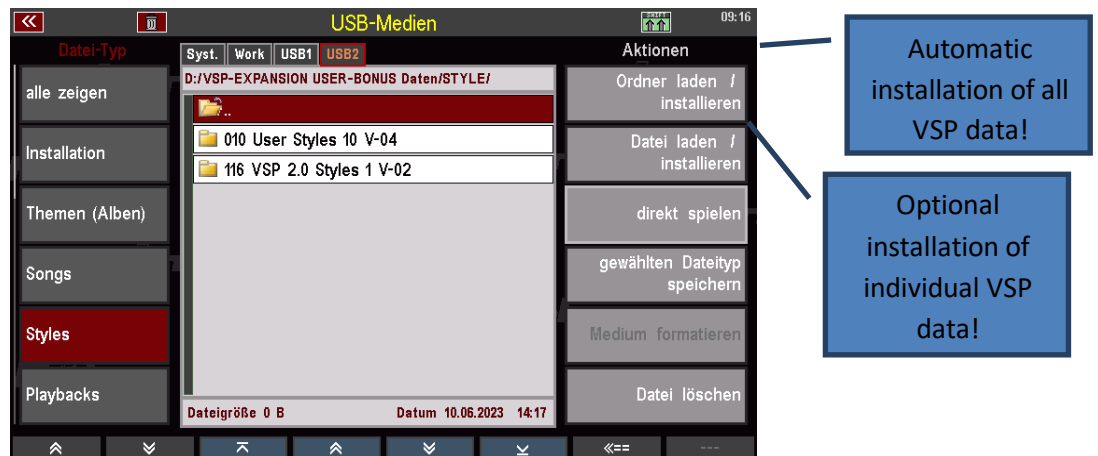
- Press the [USB] button once to call up the USB media menu. The USB menu is displayed.
- Select the appropriate USB stick if several are displayed in the organ!
- Tap the "File type" field [Styles] on the display.
- Tap on the "Folder" - [VSP-EXPANSION USER-BONUS data] in the middle of the display.



- The 4 folders: ARPEGGIO, ArpeggioTemplates\_VSP, SONG-VSP-Text Templates and STYLES are displayed:



- Tap the [Style] folder on the display.



- Use the data wheel to select the folder 010 User Styles 10 V-04.

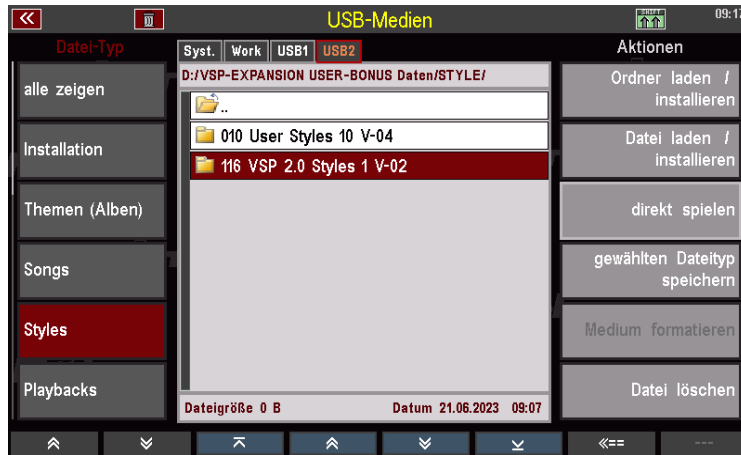


- Tap the "Actions" field [Load/Install folder] on the display and then tap the [Enter] button to load all VSP styles into USER bank 10 at once.  
NOTE: Use this function if you are sure that you do not have any styles of your own in this USER bank, otherwise you would overwrite them!  
(To check via: Menu - Rhythm & Accompaniment - Accompaniment management - Styles overview)

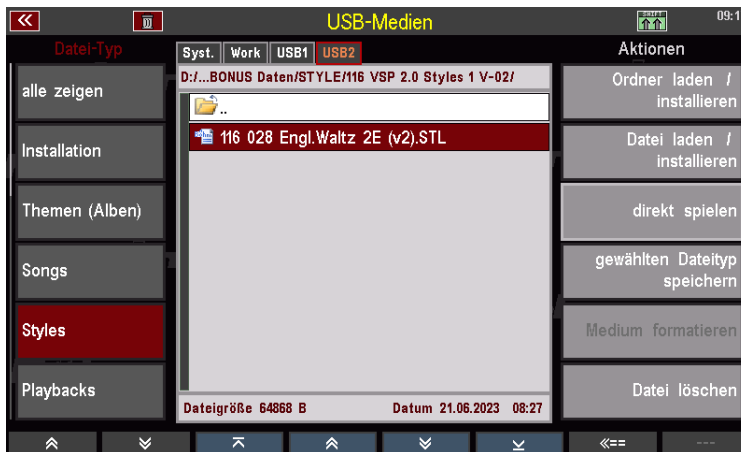
**Alternatively, or to be able to look at the target location beforehand:** use the [Load/Install file] field below to install the individual styles.

**Load the improved VSP style "Engl.Waltz 2E" into the FIRM bank 28 (exchange):**

- Then use the data wheel to select the folder **116 VSP 2.0 Styles 1 V-02**.



- Press the [Enter] button and the file it contains will be displayed:



- Tap on the "Actions" field [Load/Install file] in the display to load the new VSP style "Engl. Waltz 2E" into FIRM bank 32 at position 28. The selection screen appears:



- Press the button or the [Enter] display field and a message screen is displayed...



- Press the button or the display field [Enter] again to replace the previous VSP style with the new one!
- Then exit the USB menu again by pressing the [Esc] button or by pressing the [USB] button again.

#### Load the additional bonus VSP arpeggios into USER bank 10:

- Press the [USB] button once to call up the USB media menu. The USB menu is displayed.
- Select the appropriate USB stick if several are displayed in the organ!
- Tap the "File type" field [Arpeggios] on the display.
- Tap on the "Folder" - [VSP-EXPANSION USER-BONUS data] in the middle of the display.



- The 4 folders: ARPEGGIO, ArpeggioTemplates\_VSP, SONG-VSP-Text Templates and STYLES are displayed:



- Tap the [Arpeggio] folder on the display.



- Use the data wheel to select the folder 010 User Arpeggios 10 V-02.
- Tap on the "Actions" field [Load/Install folder] in the display to load all VSP arpeggios into USER bank 10 at once. NOTE: Only use this function if you are sure that you have not loaded any of your own arpeggios into this USER bank, otherwise you would overwrite them! (Check via: Menu - Rhythm & Accompaniment - Accompaniment management - Arpeggios overview via F button below)  
**Alternatively, or in order to be able to look at the target position beforehand:** You can also use the [Load/Install file] field below to install the individual arpeggios at the desired locations.
- Then exit the USB menu again by pressing the [Esc] button or by pressing the [USB] button again.

**Transfer VSP templates to your USB stick for your template pool:**

In the ZIP file VSP-EXPANSION USER-BONUS data sent to you, you will find the folder ArpeggioTemplates\_VSP with the VSP templates.



If you have already transferred this entire VSP-EXPANSION USER-BONUS data folder to your USB stick with the template pool after unzipping it to your PC (the USB stick on which the other templates are also located: ArpeggioTemplates\_FIRM and ArpeggioTemplates\_USER), you could simply leave the VSP template file in the VSP data folder or also drag the ArpeggioTemplates\_VSP folder directly onto your USB stick of your template pool, next to the other pools on the top level! (recommended!)





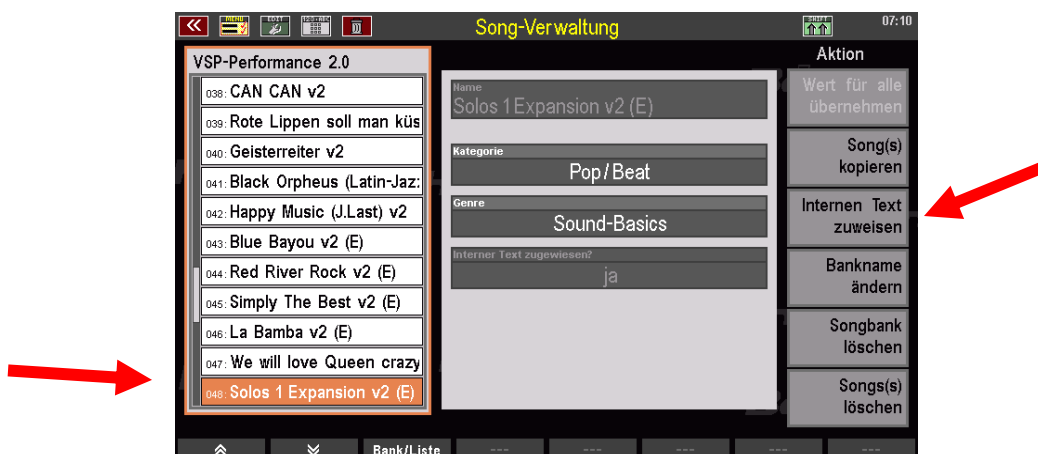
**Additionally for your customizations: SONG-VSP text templates:**

If you want to adapt or extend the existing "karaoke texts" in the VSP, e.g. with further song examples, you can use our templates and adapt them accordingly in the text editor on your PC.



You will find the new VSP EXPANSION lyrics in the "SONG-VSP-Songtexte" folder!

To link changed lyrics to the SONGS/Presets, call up the function via the [Menu] - Presets, Songs and Albums - Song management . In this menu, you can select the desired song on the left and use the "Assign internal text" display field on the right to reassign the text in the SONG-VSP text templates folder (or OTPs subfolder for the style basics).



### 3 Calling up VSP-Presets

#### Selection of VSP songs/presets via the SONG filters "Bank" or "Genre"

You can select the VSP presets via the SONG filters "Genre" or "Bank"! Via the "Bank" filter:

Press the [Bank] filter button once to activate it. Press it a second time to select either "Firm Song 16 or 18" in the selection list that then appears, labeled

- „St.Bas.1 VSP 2.0“ or
- „VSP Performance 2.0“ (this includes all new additional VSP expansion registrations!)

and confirm with "Enter" (accept). The VSP songs of this bank are then displayed on the left in the SONG list and can be selected there (the corresponding variation or OTP presets are displayed on the right):



Via the "Genre" filter:

Press the [Genre] filter button to activate it. Press it a second time to select from the selection list that then appears:

- „Unterhaltung“ (Song-Liste),
- „Weihnachten“ (Christmas-Performance-Presets),
- „Sound-Basics“ (Performance-Presets) or
- „Style-Basics“ (Style-OTP-Presets)

and confirm with "Enter" (accept). All songs of this genre in the instrument are then displayed on the left in the SONG list and can be selected there (the corresponding variation or OTP presets are displayed on the right):



TIP: In SEMPRA 2.0 it is possible to combine the two SONG filter buttons [Style] and [Genre], so press both! If you hold down the [Genre] button, you can choose between the familiar genre types as usual. The SONG list is filtered accordingly. For example, if you set the filter combination Style and Genre (with "Style-Basics"), you can now select the desired category using the style buttons and immediately have a list of all the Style-Basic SONGs belonging to this style category available in the display. This new filter method gives you direct access

to all one-touch presets for the styles. Please also read the SEMPRA 2.0 instructions from page 19 onwards for more information on the various selection options.

## 4 Additional, new VSP-Pro-Sounds 2.0 (!)

We have spoken to many customers and dealers about which sounds they would like to see based on the current Amadeus element samples. And there were very specific requests, such as Schwyzer Örgeli, Alphorn, a concertante tuba for live accompaniment or a special sound character from another organ instrument, but there were also very general requests such as even more pads and synth sounds, electric and wah-wah guitars, and much more. And of course we also had our own ideas that we wanted to incorporate.

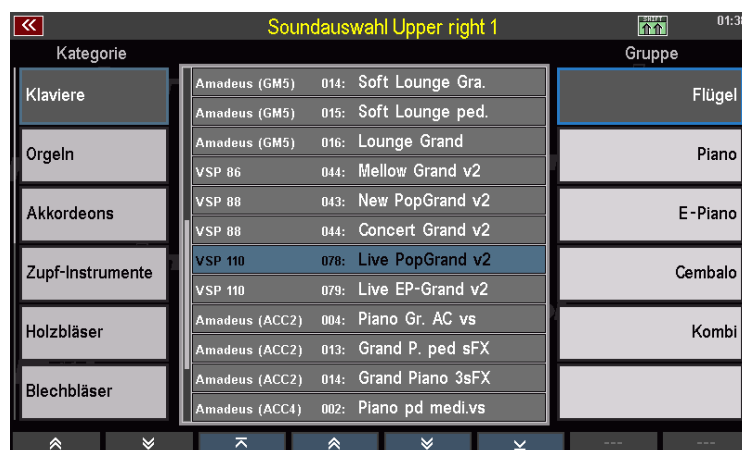
We have put a lot of effort into implementing the new ideas and creating new, easy-to-play sounds from the existing Elementsamples of the Amadeus system! There are now 45 additional sounds in the VSP Bank 110!

Some of the sounds use the new Amadeus 2.0 DSP effects again, especially the electric guitars and synths. These are marked with the abbreviation "FX" in the sound name.

Another special feature arises in conjunction with the Amadeus Pro systems. These offer a few more additional element samples, mainly as effect samples, which we have now integrated.

With the exception of the "Jetaime and Special" effect sounds and a part of the new "MtdTrumpsEns." sound, all VSP sounds also work with the previous Amadeus systems 2.0!

**SEMPRA sorting: [category](#) / [instrument group](#) / VSP-Soundpresetbank 110!**



Example screen: In the sound list below you will find the respective VSP banks/sounds of the selected group! (Identifier v2)  
(All new sounds of the VSP 2.0 expansion can be found in the VSP sound bank 110)

**Overview and description of the additional 45 VSP 2.0 sounds (v2)**

by instrument group with sound name (sound bank + sound no.) and a short description:

**PIANO (2 Sounds) ... button category "Klaviere"****Grand variants (under Flügel)**

- Live PopGrand v2 (110/078) = dynamic, brilliant live grand piano for pop & jazz  
 Live EP-Grand v2 (110/079) = dynamic, brilliant live grand piano incl. electric piano parts

**ORGAN/ORGELN (1 Sound) ... button category "Orgeln"****Pneumatic Organs (under Theater-Kombi)**

- Drehorgel 2 v2 (110/116) = typical barrel organ sound, Dutch variant

**ACCORD./AKKORDEON (8 Sounds) ... button category "Akkordeons"****Accordeon variants (under Tremolo)**

- LiveAkkordeon v2 (110/84) = assertive accordion for solo playing  
 JazzAkkordeon v2 (110/85) = jazzy solo register setting  
 Folk Musette v2 (110/86) = soft, wide musette sound with bellows  
 Schwyzerörgeli v2 (110/108) = a typically swiss variant of the diatonic accordion  
 Schwyz-Örgeli2 v2 (110/112) = 2nd variant, for swiss traditional music  
 JVM-Akkordeon v2 (110/117) = a soft accordeon sound with bellows, in the style of Jelle

**special Accordeon combinations (under Kombi)**

- CasoHarmonium v2 (110/87) = an ethnic harmonium sound with a casotto component (Movie)  
 FolkHarmonium v2 (110/88) = another with a folk-accent component (Movie)

**GUITAR/GITARREN (2 Sounds) ... button category "Zupf-Instrumente"****Chord-Guitars (under Akust.-Git.)**

- Ovat-AccordGt. v2 (110/96) = Ovation guitar for accompaniment, + random slide

**Jazz-Guitars (under E-Git.)**

- WhaJazzGit FX v2 (110/107) = Variant with FX wah, echo and chorus effect

**E-GITARRE (4 Sounds) ... button category "Zupf-Instrumente"****E-Guitars (under E-Git.)**

- Beat-Guitar v2 (110/97) = assertive e-guitar sound, also for accompaniment

Purple-Git. FX	<b>v2</b> (110/98)	= typical floating electric guitar a la Purple with FX effects
Barry-Git. FX	<b>v2</b> (110/105)	= funky E-Guitar in the style of Barry White with FX-Wha effects
Wha-Git 2 FX	<b>v2</b> (110/106)	= funky E-Guitar, Var. 2, with FX-WhaWha- and delay effects

### SAITEN-INSTRUMENTE (1 Sound) ... button category "Zupf-Instrumente"

#### Special Stringed instruments (under Weltweit)

Banjoline a	v2 (110/93)	= Banjo for special playing style with key-off effect
-------------	-------------	---

### HOLZBLÄSER (2 Sounds) ... button category "Holzbläser"

#### Clarinet (under Klarinette)

Schwyz-Klari	v2 (110/110)	= Clarinet version for swiss traditional music
Schwyz-Klari 2	v2 (110/114)	= 2. sharper variant for swiss traditional music

### SAXOPHON (1 Sound) ... button category "Holzbläser"

#### Saxophon (under Saxophon)

Schwyz-S.Sax	v2 (110/115)	= Soprano sax similar to swiss variant for traditional music
--------------	--------------	--

### BLÄSER-SOLO (4 Sounds) ... button category "Blechbläser"

#### Trumpets (under Trompete)

Wonderland-Tp	v2 (110/91)	= dyn. softer solo trumpet (dyn. vibrato when laying down)
---------------	-------------	--

#### Trombones (under Posaune)

Trombones Low	v2 (110/90)	= dyn. with less "brass", top with tension, good for live accompaniment
---------------	-------------	---

#### Tuba (under Tuba)

Classic Tuba	v2 (110/92)	= with less "brass" approach noise, good for accompaniment
--------------	-------------	--

#### Alpine horn (under Horn)

SchwyzAlphorn	v2 (110/109)	= a typical alphorn for swiss traditional music
---------------	--------------	---

### BLOWER SET (4 Sounds) ... button category "Blechbläser"

#### Brass (under Kombi)

HiBrassSwell	v2 (110/100)	= with a lot of approach, fanfares and slowly swelling dynamics
--------------	--------------	---

**Brass ensembles & combinations (under Kombi)**

- Schwyz-Brass v2 (110/111) = type. Wind sound a la Schwitz folk music  
 Schwyz-Brass2 v2 (110/111) = "darker" brass sound a la Schwitz folk music

**Muted Brass section (under Kombi)**

- MtdTrumpsEns. v2 (110/89) = dynamic, full muted trumpet ensemble sound  
 (with Amadeus Pro element samples)

**STRINGS/STREICHER (3 Sounds) ... button category "Streichinstrumente"****Soft String sounds (under Orch. sanft)**

- JVM Warm-Str v2 (110/120) = a string sound based on WERSI, in the style of Jelle

**String sounds general and with attack (under Orch. hart)**

- Arco Strings v2 (110/94) = with a dynamic, passionate bow & light sustain

**String ensembles (under Orch. hart)**

- Marcato Ens. v2 (110/95) = with dyn. strong curved line & reduced course

**SYNTHE PAD (6 Sounds) ... button category "Synthesizer/Effekte"****Pad Sounds (under Pad-Syn.)**

- Bell-EP-Pad v2 (110/080) = Dyn. bell pad sound with slow-opening filter and sustain  
 Cosmic Pad 2 v2 (110/081) = 2nd variant, loating sound with a very slow but not completely  
 but not fully opening filter and long sustain  
 DX-Movie-Pad v2 (110/082) = Dyn. DX pad sound with slow-opening filter and sustain  
 Cosmic-EP-Pad v2 (110/083) = Bright, floating EP pad sound with filter and sustain

**German hit pad sounds (under Pad-Syn.)**

- JVM-Galaxy DX v2 (110/118) = Galaxy vocal pad with DX component and sustain (Jelle)  
 JVM-Galaxy v2 (110/119) = Galaxy vocal pad and sustain in the style of Jelle

**SYNTHE SFX (3 Sounds) ... button category "Synthesizer/Effekte"****Synthe SFX (under Eff-Syn.)**

- V-Synth FXt v2 (110/101) = sharp synth with effects and echo (temposyncron)  
 V-Synth 2 FXt v2 (110/102) = wide synth with effects and echo (temposyncron)  
 DanceSynth.FX v2 (110/104) = Sharp dance synth with FX effect and echo

**SYNTHE Kombination (1 Sound) ... button category "Synthesizer/Effekte"****Synthe combination (under Kombi)**

Rythm Organ v2 (110/103) = Combination of perc. organ and synth part, top for ACC

**SOUNDEFFEKT (2 Sounds) ... button category "Synthesizer/Effekte"****Sound effects (under Sound-Eff.)**

(elements always from b-b, mostly within one octave, once in two octaves)

Note: these effect sounds can only be heard on instruments with Amadeus Pro systems!

Special Eff. v2 (110/127) = each > clock | Silvia's variants 5 | 6 | Counting 1-6 and Ja

Je\*taime Eff. v2 (110/128) = each > Silvia's Je'taime variants 1 | 2 | 3 | 4

**BASS (1 Sound) ... button category "Bässe"****Synth basses (under Synthe-Bs.)**

Rave-SynBass v2 (110/99) = Organ synth bass with filter and square sound component

**5 Additional VSP Performance-Presets 2.0 (Sound-Basics)**

A further 27 registrations fill out the existing performance presets and even add three new categories. Behind the "VSP Performance Sound Basics 2.0" are very elaborately programmed overall registrations that make extensive use of the fantastic possibilities of the respective organ, including the many new VSP 2.0 sounds. (And of course including the new SEMPRA 2.0 features, some of the expansion packages and in combination with one of the new SEMPRA 2.0 factory styles, sometimes also with one of the new VSP styles!) Many previous VSP Performance Sound basics have been revised and refined! (e.g. more reverb in the real organ, different basses in the foot bass, assignment of solo manual, integration of some new VSP sounds, and much more...)

They also use a general split in the lower manual, so that *the globally set split point always applies to all selected presets, whether factory presets, your own or VSP presets! They are adapted to the volume ratios of the sound basics of the SEMPRA 2.0 (except for the left sub-manual, so that you can also play well live with these presets and so they change the sounds accordingly in the lower as well as in the bass (!)) And as always: "Everything from a single source"!*

The special feature of the VSP performance presets is that you can play perfect global presets for a wide range of musical genres or instrument types at the touch of a button, with all the refinements that your organ has to offer! They are programmed in such a way that even some of the possibilities of the more extensive organs are taken into account (e.g. organ with more parts per manual or 2 Amadeus systems, etc.). In some of these presets, preset parts can be switched to "active" or are already playing.



The performance presets are sorted according to genre and are intended to give the user suggestions and inspiration for their own playing and work on the SEMPRA!

(These global presets could also be used as a basis for completely free registration changes when the style change is switched off in the active preset coupler or as inspiration for your own SONG creations, adapted to the title and playing, which could then be saved again for your song or song lists). Incidentally, they also impressively demonstrate the immense sonority of the new 2.0 SEMPRA generation in conjunction with the VSP 2.0!

There are now 22 top SONG sound/genre categories, each of which contains 6 sonorous sample variations (many of which have been reworked and include a descriptive song text in the organ if the app is installed! ... via the "illuminated" "Lyrics" button!)

<b>Ac-Guitars</b>	<b>v2</b>	(6 Variations)	
<b>Akkordeon Typs</b>	<b>v2</b>	(6 Variations)	
<b>Brassbands</b>	<b>v2</b>	(6 Variations)	
<b>Christmas</b>	<b>v2 (E)</b>	(5 Variations)	-> now 6 Variations
<b>Dreampads</b>	<b>v2</b>	(6 Variations)	
<b>E-Guitars</b>	<b>v2</b>	(6 Variations)	
<b>Ethnic Typs</b>	<b>v2</b>	(6 Variations)	
<b>Jazz Solos</b>	<b>v2</b>	(6 Variations)	
<b>Klassik &amp; Church</b>	<b>v2</b>	(6 Variations)	
<b>Klassik Ensembles</b>	<b>v2</b>	(6 Variations)	
<b>Klassik Solos</b>	<b>v2 (E)</b>	(4 Variations)	-> now 6 Variations
<b>Organ Typs</b>	<b>v2</b>	(6 Variations)	
<b>Piano Typs</b>	<b>v2</b>	(6 Variations)	
<b>Schlager Party</b>	<b>v2 (E)</b>	(5 Variations)	-> now 6 Variations
<b>Specials &amp; Theater</b>	<b>v2 (E)</b>	(5 Variations)	-> now 6 Variations
<b>Split Bass+Sound</b>	<b>v2</b>	(6 Variations)	
<b>Synth Typs</b>	<b>v2</b>	(6 Variations)	
<b>TUSCH Variationen</b>	<b>v2 (E)</b>	(4 Variations)	-> now 6 Variations
<b>Vocals &amp; Kombi</b>	<b>v2 (E)</b>	(4 Variations)	-> now 6 Variations
<b>Schwyz &amp; Folklore</b>	<b>v2 (E)</b>	(6 Variations)	-> new! (Nr.49 Bank 118 "VSP-Performance 2.0")
<b>Solos 1 Expansion</b>	<b>v2 (E)</b>	(6 Variations)	-> new! (Nr.20 Bank 118 "VSP-Performance 2.0")
<b>Solos 2 Expansion</b>	<b>v2 (E)</b>	(6 Variations)	-> new! (Nr.48 Bank 118 "VSP-Performance 2.0")

Notes:

**The variation presets of the songs Christmas v2 (E), Solos 1 Expansion v2 (E) and Solos 2 Expansion v2 (E) are linked to some of the VSP arpeggios as examples!**

**The templates used are described in the respective karaoke song text!**

**You can recognize the new or expanded performance presets by the name code (E)!**



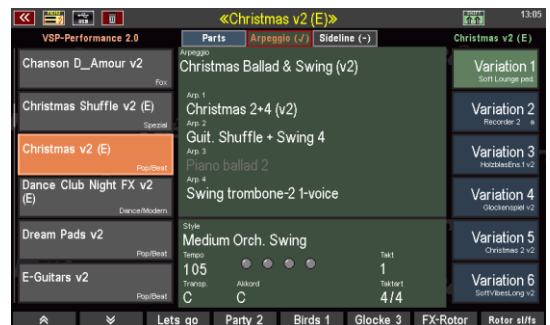
Example SONG (VSP performance presets - sound basics) "Solos 1 Expansion v2", global preset "Variation 1 (with arpeggios)"

All newly added registrations are listed individually below with function and stop notes, playing tips and song examples. NOTE: There is also a descriptive song text for the performance preset in the organ itself if the app is installed! ... via the "illuminated" "Lyrics" button):

**Christmas v2 (E)**

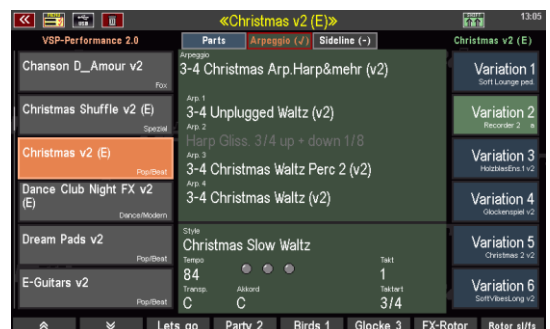
**Variation 1 Complementary with the VSP arpeggio: Christmas Ballad & Swing (v2)**

- Arp 1: Christmas 2+4 (v2) =**  
Sleigh bells on 2 and 4
- Arp 2: Guit.Shuffle + Swing 4 =**  
GST-Strumming with VSP-Jazzy Guitar
- Arp 3: Piano ballad 2 =**  
Piano accompaniment with VSP-Soft Piano Pedal
- Arp 4: Swing trombone-2 1-voice =**  
interjections with VSP-SoftVibeslong! (with sustain)



**Variation 2 Complementary with the VSP arpeggio: 3-4 Christmas Arp.Harp&mehr (v2)**

- Arp 1: Unplugged Waltz (v2) =**  
Guitar-Strumming with VSP-Western-Guitar
- Arp 2: Harp Gliss. 3/4 up + down 1/8 =**  
Harp arpeggio with pressed keyboard!
- Arp 3: Christmas Waltz Perc 2 (v2) =**  
Triangle on 1, sleigh bells on 2 and 3
- Arp 4: Christmas Waltz (v2) =**  
Chord + single notes with a VSP Glock Str-Pad



**Variation 3 Complementary with the VSP arpeggio: Klassik Grand&Horn&Strings (v2)****Arp 1: Piano Bass 1pp =**

Piano Bass with VSP-Live-PopGrand

**Arp 2: Piano Maria 1 =**

Piano run with VSP-Soft Piano Pedal (with sustain)

**Arp 3: Piano Maria 2 =***interjections with VSP-Solo Hörner!***Arp 4: Strings pad 1 =**

interjections with VSP-Arco-Strings

**Variation 4 Complementary with the VSP arpeggio: Christmas Ballad & Swing (v2)****Arp 1: Christmas 2+4 (v2) =**

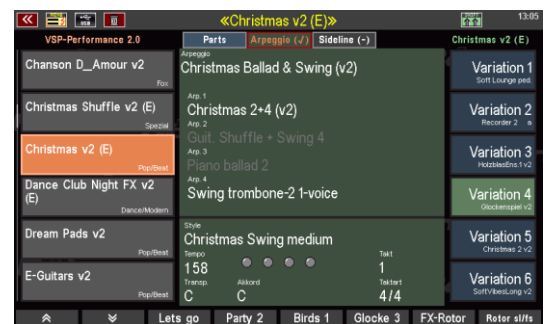
Sleigh bells on 2 and 4

**Arp 2: Guit.Shuffle + Swing 4 =**

GST-Strumming with VSP-Jazzy Guitar

**Arp 3: Piano ballad 2 =**

Piano accompaniment with VSP-Soft Piano Pedal

**Arp 4: Swing trombone-2 1-voice =***interjections with VSP-SoftVibeslong!* (with sustain)**Variation 5 Complementary with the VSP arpeggio: Christmas Perc&Git&Brass swing (v2)****Arp 1: Christmas 4+4 (v2) =**

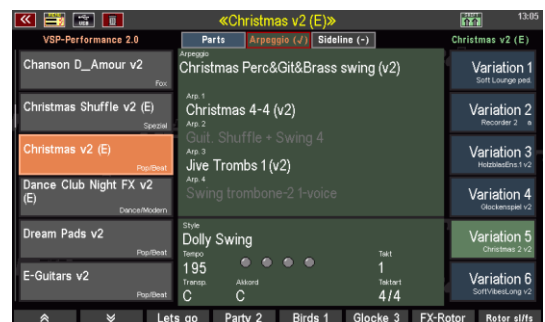
Sleigh bells on all quarters

**Arp 2: Guit.Shuffle + Swing 4 =**

GST-Strumming with VSP-Jazzy Guitar

**Arp 3: Jive Trombs (v2) =**

Brass interjections with VSP-Wah-Trb-Section

**Arp 4: Swing trombone-2 1-voice =***interjections with VSP-Muted HiTrp!***Variation 6 New Preset, Complementary with the VSP arpeggio: Christmas Git&Pad&Brass swing (v2)****Arp 1: Guit. Swing easy basic =**

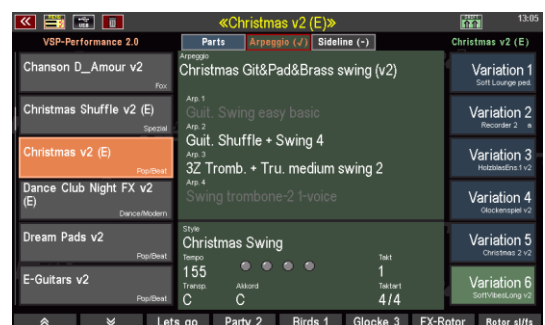
GST-Strumming with VSP-Jazzy Guitar

**Arp 2: Guit.Shuffle + Swing 4 =**

GST-Strumming with VSP-Jazzy Guitar

**Arp 3: 3Z Tromb. + Tru medium swing 2 =***interjections with VSP-JVM-Galaxy DX!***Arp 4: Swing trombone-2 1-voice =**

Interjections with VSP-Jazz-Trombone!



Another new Christmas preset! This time it's a combination of a dyn. Symphony orchestra (incl. dynamic winds) and a long and warm sounding vibraphone.  
Obligatory "church bells" on the far right. In the left low-manual Piano + tremolo strings incl. pad.  
In the right low-manual new Marcato strings, with lots of bow and decay plus a warm, full JVM string sound. (**Christmas Swing, T 155**)

### Klassik Solos v2 (E)

- Variation 5** A Wonderland trumpet (soft, with added vibrato when lying down, dyn. with more "brass"), is gently supported by arco strings! On the far right as an effect: Church bells! It could also be used to play Christmas carols, for example. A dynamic grand piano and tremolo string pad accompany the lower left. In the lower manual on the right, on the other hand, full-sounding soft strings plus dynamic Marcato strings (accentuated with bowing). **Song examples: (8-beat Baroque, T 128)** classical ballads & pop songs in the style of Rondo Veneziano
- Variation 6** An ethnic overall sound, especially thanks to the new VSP sound "CasoHarmonium". In the lower manual on the right, dynamic horn & trombone winds with some "pull" at high dynamics! With existing parts plus strings! **Song examples: (Orchestra Pad, T 70)** Classical easy listening, sometimes without accompaniment! Try ethnic movie themes in particular!

### Schlager Party v2 (E)

- Variation 6** UM: Play your favorite hits with a warm, airy sound!  
> LM-Split: the new JVM accordion in combination with a guitar strings pad for interjections or alternative melodies! **Song examples: (Schlager Rumba (v2), T 124)**  
Many older hits and those that are well suited to a rumba rhythm, Capri-Fischer, etc.

### Specials & Theater v2 (E)

- Variation 6** UM: In this case, a rather soft theater organ setting without any percussions!  
In the style accompaniment, the accompaniment parts are muted except for the bass!  
**Song examples: (Quickstep Organ, T 195)** Also possible here: There's no business like show-business, songs from "My fair Lady", old revue hits or many other titles...

### Tusch Variationen v2 (E)

- Variation 5 (Tusch 2)** In this case a more classical version with lots of strings + brass.  
The dynamic Timpani+Roll+Crash can be called up via the dynamics if desired!  
can be called up! (in the left lower manual Timpani+Crash). In the lower manual on the right dynamic Alphorn & Trombone with some "pull" at high dynamics!
- Variation 6 (Tusch 3)** UM: now a Tusch registration with organ + barrel organ sound and on the left again the orchestra drumset with snare's, and much more! In the lower manual on the left: also organ and right: swelling wind instruments!

### Vocals & Kombi v2 (E)

- Variation 5** UM: An overall sound of a full, soft synth choir, embedded in a floating pad!  
floating pad! > LM split: percussive floating piano incl. synth pad with vocals.  
**Song examples: (Synth fly, T 127)** modern music, ...  
or pop songs like by Enja or Michael Jackson: "Will you be there".

**Variation 6** UM: Here with a "Wersian" warm and full sound image from JVM Galaxy and JVM Warm-Strings > LM-Split: JVM accordion + Huh strings.  
**Song examples: (Highland Slow Waltz, T 89)** movie music themes, ...

### Schwyz & Folkore v2 (E)

**Variation 1** UM: Schwyzer Örgeli (!) with corresponding accompaniment sounds, but here with tuba in the bass. > LM-Split: a Schwyz clarinet as a co-player, lightly accompanied by alpine winds. wind instruments. **Song examples: (Alpine waltz, T 180)** Alpine folk music in  $\frac{3}{4}$  time!

**Variation 2** UM: As a variation, a somewhat more sheepish Schwyzer Örgeli (!) with corresponding accompaniment sounds, also with tuba in the bass > LM split: and here, too, a somewhat Schwyz clarinet, accompanied by the same alpine winds.  
**Song examples: (Alpine waltz, T 180)** Alpine folk music in  $\frac{3}{4}$  time!

**Variation 3** UM: In this preset we hear a fantastic alphorn, and this time with typical Swiss accompaniment sounds including upright bass > The LM split features a hearty combination of VSP zither and dulcimer, both of which can also be played excellently as soloists! **Song examples: (Bohemian waltz, T 180)** alpine folk music in  $\frac{3}{4}$  time!

**Variation 4** UM: the violin in combination with accordion, guitar and bass or tuba is also a popular choice of instrumentation. > LM-Split: a duo combination of hammered dulcimer and a broad and wide and full sounding accordion.  
**Song examples: (Bohemian waltz, T 180)** Alpine folk music in  $\frac{3}{4}$  time!

**Variation 5** UM: This preset is dedicated more to wind instrumentations and ensembles, with which can be used to interpret polkas > LM-Split: a combination of trombones and clarinet trombones and clarinet. Song examples:  
**(Polka Bohemian 2 quarters, T 112)** alpine Folklore or folk music in polka time!

**Variation 6** UM: A combination of wind instruments and accordions is always hearty! > LM-Split: The Schwyzers also play along! ☺ **Song examples: (Oberschreiner + Zillerjäger, T 120)** Alpine and modern folk music in polka time!

### Solos 1 Expansion v2 (E)

**Variation 1 Complementary with the VSP arpeggio: Jazz Brass & Git swing (v2)**

**Arp 1: 3Z Trombones med. Swing 1 =**  
*interjections with VSP-20er JazzBrass!*

**Arp 2: Guit.Shuffle + Swing 4 =**  
 GST-Strumming with VSP-JazzGuitar 2

**Arp 3: 3Z Tromb. + Tru medium swing 2 =**  
*interjections with VSP-Pop-Sax!*

**Arp 4: Swing trombone-2 1-voice =**  
 Interjections with VSP-Jazz-Trombone!



UM: A wonderful new jazz accordion to play.  
 (on the left in the OM for interjections: a new ensemble of stuffed trumpets, split up to "f sharp") > LM-Split: a new jazz guitar with lots of FX!  
**Song examples: (Jam Session (v2), T 138)** all swing and jazz classics.

**Variation 2 Complementary with the VSP arpeggio: Brass-Chord swing mix (v2)**

**Arp 1: Guit. Swing 1 sw.-funk. =**  
 GST-Strumming with VSP-Jazz-Guitar 3 FX

**Arp 2: Guit.Swing 2 basic (4) =**

GST-Strumming with VSP-Unplugged+Stop

**Arp 3: Arp MtTps swing chords 1/8tr (v2) =**

Insert VSP-MtdTrumpsEns while holding down the keyboard!

**Arp 4: Arp TSax swing chords 1/8tr (v2) =**

Insert VSP-TenorSax soft while holding down the keyboard!



UM: A new dynamically playable Wonderland trumpet (rather soft in character with a later onset of vibrato). More "brass" part via the dynamics, embedded in a warm string sound. (left in OM for interjections: muted high trumpets, split up to "f sharp")

> LM split: classical grand piano with the same string sound!

**Song examples: (Dream Slowfox, T 112)** all slowfox classics.

**Variation 3 Complementary with the VSP arpeggio: 1-Arp 2-strum 3-pick 4-perc (v2)****Arp 1: Arp SchlPad chords 1/8 tr (v2) =**

Insert VSP-SchlagerPad 2 while holding down the keyboard!

**Arp 2: Guitar 8-beat 7 =**

GST-Strumming with VSP-Unplugged 2

**Arp 3: Guitar pick 5 =**

GST-run with VSP-Nylon-Git.dyn

**Arp 4: Percussions 2 8-Beat =**

Percussions-Groove Jazz-Kit



UM: A sound that is somewhat reminiscent of Franz Lambert. With a distinctive e-guitar sound, surrounded by soft and full-sounding synth pads. > LM-Split: an interesting combination of an accordion with a rather soft sound and an ethnic sound. Here you can almost hear how the bellows expand...

**Song examples: (Aloha FX (v2), T 112)** hits and rumba classics

**Variation 4 Complementary with the VSP arpeggio: Syn.Machine 4-tracks (v2)****Arp 1: Arp SchlPad 2 Notes only (v2) =**

Insert VSP-SchlagerPd AC 2 while holding down the keyboard!

**Arp 2: Arp PhSyn2 1/16 one note (v2) =**

Sound VSP-Phaze-Synth 2 FX while holding down the keyboard!

**Arp 3: Arp PhSyn 1-note (v2) =**

Chords VSP-Phaze-Synth while holding down the keyboard!

**Arp 4: Arp OktSyn 1/16 down (v2) =**

Arpeggio Oktav-Synth while holding down the keyboard!!



UM: modern synthesizer sounds with tempo-adjustable delay & panning

> LM split: a slightly sharper version, combined with a filter pad with long sustain!

**Song examples: (Electric Dance Club, T 128)** modern pop hits or hits



**Variation 5 Complementary with the VSP arpeggio: Chord share SwBrass swing (v2)**

*for all templates interjections with the sound VSP-HiBrass swell!*

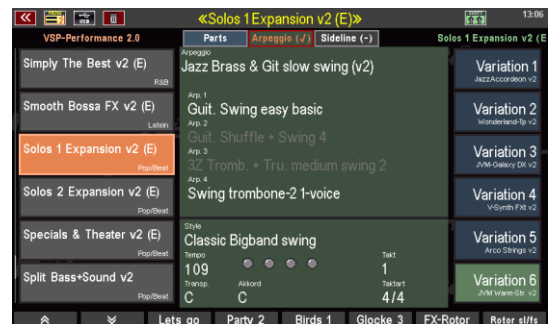
- Arp 1: 3Z Tromb. + Tru medium swing 2** = plays with C, C# and E (function "Chord Share"!
- Arp 2: 3Z Muted Tru.medium sw.** = plays with D, D# and F# (function "Chord Share"!
- Arp 3: 3Z Trombones med. Swing 1** = plays with F, G# and A (function "Chord Share"!
- Arp 4: 3Z Trombones med. Swing 2** = plays with G, B and H (function "Chord Share"!



UM: A full, warm overall sound of saxophones and new strings. > LM split: piano with string sound. **Song examples: (Fox Ballade FX (v2), T 120)** Swing and fox classics, but also hits and evergreens.

**Variation 6 Complementary with the VSP arpeggio: Jazz Brass & Git slow swing (v2)**

- Arp 1: Guit. Swing easy basic** = GST-Strumming with VSP-Jazzy Guitar
- Arp 2: Guit.Shuffle + Swing 4** = GST-Strumming with VSP-Jazzy Guitar
- Arp 3: 3Z Tromb. + Tru medium swing 2** = *interjections with VSP-20er JazzBrass!*
- Arp 4: Swing trombone-2 1-voice** = Interjections with VSP-Jazz-Trombone!

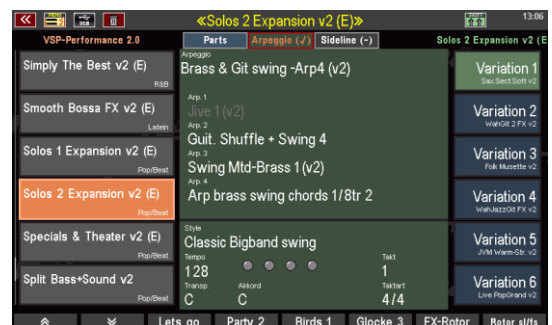


UM: A wonderful combination of the new sounds JVM-Accordion and JVM-WarmStrings. > LM-Split: classical grand piano with the same string sound! **Song examples: (Classic Bigband swing, T 109)** all swing and slow swing classics, evergreens

**Solos 2 Expansion v2 (E)**

**Variation 1 Complementary with the VSP arpeggio: Brass & Git swing -Arp4 (v2)**

- Arp 1: Jive 1 (v2)** = Interjections with VSP-JazzAcGit
- Arp 2: Guit. Shuffle + Swing 4** = GST-Strumming with VSP-Jazzy Guitar
- Arp 3: Swing Mtd-Brass 1 (v2)** = *interjections with Swell Brass 2!*
- Arp 4: Arp brass swing chords 1/8tr 2** = *interjections with Muted HiTrp! -> while holding down the keyboard and only for harmonies except the normal major and minor triads!*



UM: We play a beautiful big band/string combination with "swelling brass" at the back. swelling brass. > LM-Split: Muted ensemble with trombones (including dyn. slide)! **Song examples: (Classic Bigband swing, T 120)** all swing classics, evergreens

**Variation 2 Complementary with the VSP arpeggio: Pop Rock easy guitars (v2)****Arp 1: E.Gt. 8-Beat 2 =**

GST-Strumming with VSP-Telecaster Gt.

**Arp 2: Rock-Basic Crunch 1 (v2) =**

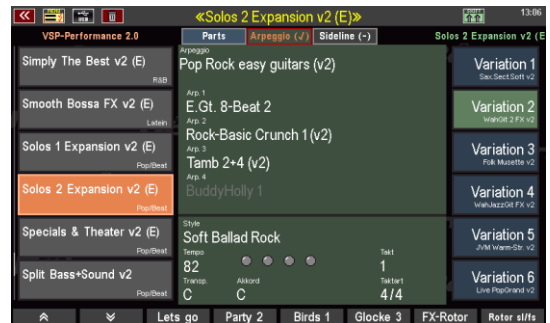
chord interjections with VSP-Crunch Guitar FX

**Arp 3: Tamb 2+4 (v2) =**

Tamborin on 2 and 4

**Arp 4: BuddyHolly 1 =**

GST notes with VSP-E-Muted-Guitar



NOTE: Rhythm start here via the Syn-Start and Intro 1!

UM: In this combination with many new VSP sounds, the Wha-Guitar stands out in particular>

LM-Split: a matching organ combination (incl. Leslie via dynamics)!

**Song examples: (Soft Ballad Rock, T 82)** all pop and rock ballads.

**Variation 3 Complementary with the VSP arpeggio: Ballad Perc+Instr (v2)****Arp 1: Tamb 2+4 Shaker 1-4 (v2) =**

Tamborin on 2 and 4, Shaker on all quarters

**Arp 2: Ballad Perc 1 (v2) =**

Claves on "3 and", WindChimes on "8 and"

**Arp 3: Guitar Lauf 1 (v2) =**

Guitar run with VSP-Nyl-Git.Folk

**Arp 4: Piano ballad 1 =**

Piano run with VSP-Soft Piano Pedal (sustain)



UM: with the full and warm sounding new Folk-Musette (incl. bellows) in combination with the

Jazz register and coated strings, many melodies can be interpreted excellently> LM-Split: A

combination with the new Ovation chord guitar (including string slide noises) and Schlager pad!

**Song examples: (Schlager Rumba (v2), T 117)** all Schlager and Rumbas.

**Variation 4 Complementary with the VSP arpeggio: 1-EP 2-strum 3-drum 4-perc (v2)****Arp 1: Smooth Bossa FX (v2) =**

Bossa E-Piano run with VSP-Vintage EP

**Arp 2: Smooth Bossa FX (v2) =**

Bossa E-Guitar run with VSP-WhaJazzGit FX

**Arp 3: 4-4 Perc Shaker (v2) =**

Shaker on all quarters

**Arp 4: Percussions 2 8-Beat =**

Percussions-Groove Jazz-Kit



UM: This beautiful new wah-jazz guitar is fantastic for jamming. (left in the OM for interjections:

a combination of the new Mtd.Ensemble & Mtd.HiTrp, split up to "f sharp") > LM-Split: plus

Trombones Low (with dynamic pull) and Breathsax, a very smooth combination!

**Song examples: (BossaNova (v2), T 71)** all Bossa, Latin and Jazz classics.

**Variation 5 Complementary with the VSP arpeggio: Klassik Grand&Horn&Strings (v2)**



**Arp 1: Piano Bass 1pp =**

Piano Bass with VSP-Live-PopGrand

**Arp 2: Piano Maria 1 =**

Piano arpeggio with VSP-Soft Piano Pedal (with sustain)

**Arp 3: Piano Maria 2 =***interjections with VSP-Solo Hörner!***Arp 4: Strings pad 1 =**

Interjections with VSP-Arco-Strings



UM: A classic, orchestral registration! The dynamics on the far left can be used to select either a kettledrum timpani, rolled timpani or a crash cymbal can be called up via the dynamics on the far left. crash cymbal. > LM-Split: a great combination of these two sounds: Trombones & Alphon! **Song examples: (Orchestra Pad, T 70)** classical themes, film music

**Variation 6 Complementary with the VSP arpeggio: Rock easy guitars + Perc (v2)****Arp 1: E.Gt. 8-Beat 2 =**

GST-Strumming with VSP-Telecaster Gt.

**Arp 2: Rock-Basic Crunch 1 (v2) =**

chord interjections with VSP-Crunch Guitar FX

**Arp 3: Tamb 2+4 (v2) =**

Tamborin on 2 and 4

**Arp 4: BuddyHolly 1 =**

GST notes with VSP-E-Muted-Guitar

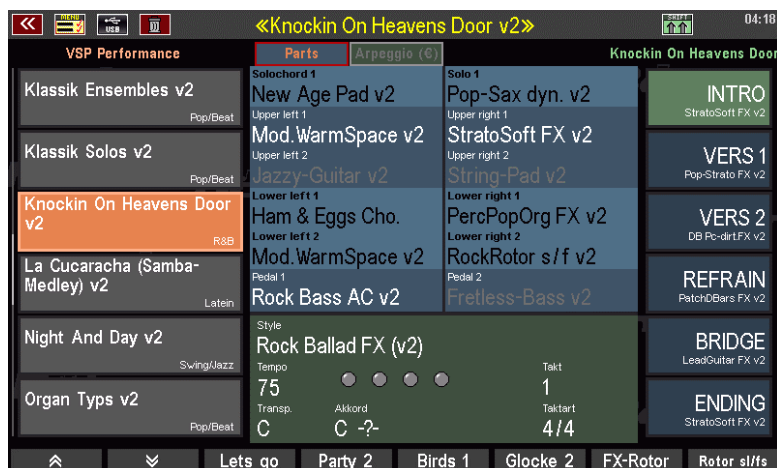


UM: Leading with the new Live GrandPiano, this combination with strings, pad and electric piano can be played excellently. LM-Split: an organ with a rocking sound, dynamic with more rotor!  
**Song examples: (Rock Basic FX (v2), T 128)** all rock classics.

## 6 Additional VSP Sempra-Songs (Liederliste = song list)

For inspiration, another 5 VSP title registrations (Sempra songs - each with 6 variations = 30 registrations) have also been integrated into the VSP Expansion to expand the internal Sempra song list! **You will find these Sempra songs in the bank "VSP-Performance" (Firm-Song 30) from No.43-47! They also bear the name identifier (E)!** Like all Sempra songs, they are of course also classified under the genre category "Entertainment".

Once again, all presets have matching solo chords or muted parts. The left low manual is usually programmed so that it can be used both for rhythmic live playing and for horizontal soundscapes. If necessary, change and adapt the presets to suit your personal playing style and musical taste! (Or use them as a basis for other SONG creations of your own for your song or song lists!) There is also a descriptive song text for the VSP Sempra songs when the app is installed! ... via the "illuminated" "Lyrics" button!



Example SONG (VSP Sempra Songs) "Knockin On Heavens Door v2" (always with 6 song presets each)

## Overview and notes on the additional 5 title-related VSP Sempra songs:

(of course, other or similar songs could also be played with it)

### Blue Bayou v2 (E) - (Style Schlager gr.Adria)

It's best to start with a simple INTRO 1! These song presets with a warm and southern sounding instrumentation can be used for interpret many melodies excellently. The guitar, which plays a rumba strumming rhythm, is particularly striking in the style and can be used very well for songs like Blue Bayou.

### Red River Rock v2 (E) - (Style Let's Jive)

Wonderful! This track sounds great with the intro preset and the Wunderlich organ alone. Flute+pad, saxophones, DuhBab choirs or a broad organ sound can be heard as enhancements and variations. For interjections or alternating melody lines, on the other hand, jazz guitar, brass or piano sounds can be heard in the right-hand sub-manual. Special features: In the "Verse 1", "Verse 2" and "Refrain" presets, the upper manual has a split! You can play fantastic brass interjections on the left!

### Simply The Best v2 (E) - (Style 80er Tina Rock)

In memory of the Queen of Rock'n Roll! In the first preset INTRO, the intro 2 has already been preselected (like the original, 4 bars long on the same chord), so all you have to do is press Start or the sub-manual (Syn.Start) and start playing! Tip: These presets are also ideal for other rocking title interpretations!

### La Bamba v2 (E) - (Style Organ Samba Party)

Intro 2 has already been preselected in the first preset INTRO (matching La Bamba), so just press Start or the sub-manual (Syn.Start) and start playing! Of course, organ sounds are often registered in these presets according to the "Wunderlich" style, but there are also some nice additions/alternatives (brass, flamenco guitar, etc.)! Special features: In the "Intro", "Verse 1" and "Ending" presets, an 8" sine wave sound is registered in the right-hand lower manual, on which you can play wonderfully rhythmically in the style of "Wunderlich" or "Lambert"!

### We will Love Queen Crazy v2 (E) - (Style 70er We will ShuffleRock, T 146)

Queen medley: "We will rock you" and "Crazy little Thing Called Love"!

In the first preset INTRO, Intro 2 has already been preselected (like the original, 4 bars of drums only, with two bass notes at the end for orientation! Before it continues with another variation), "Intro" and "Verse 1" remain on style variation 1 for the first track, i.e. also on the drum groove! From "Verse 2" onwards, we move on to the next track and thus to shuffle rock, which is also great for jamming!

## 7 Additional VSP Style-OTP-Song (Style-Basics)

15 more Style-Basics SONG with 15 new additional VSP Pro Styles 2.0! These are excellent global presets/songs that have been optimally programmed for the respective VSP 2.0 style and can serve as the basis for many songs! (see song examples in the karaoke text if you have a karaoke app!)

According to the current SEMPRA 2.0 "Style Basics", all new 15 VSP Pro Styles 2.0 have four global presets/songs (60 one-touch presets), which have been linked to the 4 style variations! They are programmed in a "one-touch" sequence, which means that each preset also calls up the next higher style variation and the presets also build on each other! (We have also left 2 variations/song slots free for your own creations)!



Example SONG (VSP Style-OTPs - Style-Basics) "Wiennese Waltz v2", global preset "VERS 1 (with style variation 1)"

They all use the general split in the lower manual, so they can be split as desired! They are also all optimally adapted to the volume ratios of the SEMPRA 2.0 tuning! Only the left-hand lower manual is still provided with a higher basic volume (somewhat quieter than the upper manual) at the request of many VSP customers, so that you can also play with full dynamic and, above all, accompany "live" if you wish. (If required, it can of course be easily turned down or up at any time)

The left lower manual usually remains identical in the 4 OTP variants ("the band line-up doesn't change during the piece"), but of course it varies depending on the style type and offers many new exciting combinations! In addition, a dynamically reacting rhythmic-percussive instrument and a "lying" instrument (pads/strings/etc.) are usually registered. This allows you to vary the left-hand playing according to your own musical skills and the piece of music and to emphasize it to different degrees (or even play without or only with a reduced style!).

In the right-hand sub-manual split and the solo manual, the registration changes for all OTPs with a few (sensible) exceptions. (Sometimes up to three parts are available in the right sub-manual, as long as they are available in the respective SEMPRA, e.g. in the smaller models through a part extension).

In addition, several song examples for all 15 VSP style basics are provided in the VSP instructions for inspiration! (Including a descriptive song text in the organ when the app is installed!

... via the "illuminated" button "Lyrics")!

**You will also find these Style-Basics songs in the bank "VSP-Performance" (Firm-Song 30) from No.50-64! They also have the name identifier (E)!**

### Overview of the 15 style OTP songs & their song examples

Alpenmusi <b>v2 (E)</b>	A hearty folklore combination that interprets typical alpine music or "Stubnmusi" can be interpreted well, e.g. Radfahrer-Walzer or Kainachtaler Waltz. You can also try other titles such as: Tulips from Amsterdam, the Snow Waltz, the Kufstein Song, Lute hef ne Klumpenmakeriej (Dutch), etc.
80er Edgiest Rock FX <b>v2 (E)</b>	I still haven't found what i'm looking for, With or without you, Where The Streets Have No Name, Do they know, it's christmas, Alive & Kicking
Kaempfert <b>v2 (E)</b>	Red Roses for a Blue Lady, Song Sung Blue, Blue Spanish Eyes, Ramona, Strangers in the night, Bye Bye Blues, Petite Fleur, La Mer L.O.V.E., It Had To Be You
Organ Samba Party <b>v2 (E)</b>	Amor-Amor-Amor, Tico-Tico, Brazil, La Bamba, El Cumbanchero, Mambo Jambo, Copacabana
Theatre Organ 20th <b>v2 (E)</b>	Ich hab getanzt heut Nacht (My fair lady), Für eine Nacht voller Seligkeit, If it ain't got that swing, Yes sir – thats my baby, Viele Dixieland-Songs wie z.B. Black Bottom, Die Gypsy-Band, Those Lazy Days Of Summer oder Sweet Georgia Brown
Christmas Shuffle <b>v2 (E)</b>	Jingle Bell Rock, Jingle Bells, Let it snow, White Christmas
More Swing <b>v2 (E)</b>	Can't smile without you, Ramona, New York-New York, Ich war noch niemals in New York (T118), Strangers in the night, Winter Wonderland, Raindrops keep fallin' on my head, Fly me to the moon, Estate, Go Gentle (T122 und z.B. mit Whistle v2a), Champs Elysees, Unter einem Regenschirm am Abend, Close To You (T91)
70er We will ShuffleRockFX <b>v2 (E)</b>	We will rock you (Intro 2 / Var.1), Whatever you want, Crazy Little Thing Called Love, Mit 66 Jahren, Songs der Stones

Lets Jive FX <b>v2 (E)</b>	Bei mir bist du schön, All of me, Route 66, Red River Rock, Elvis-Songs, Improvisationen...
Smooth Bossa FX <b>v2 (E)</b>	Autumn Leaves, Corvocado, Desafinado, Tea for two, Take the A-Train, Schuld war nur der Bossa Nova, Bis an Ende der Welt, Perfidia
Schlager gr. Adria <b>v2 (E)</b>	Ein Schiff wird kommen, Mama (Heintje), Goodbye my love-goodbye, Weisse Rosen aus Athen, Die immer lacht, Blue Bayou
Kufstein Walzer <b>v2 (E)</b>	Kufstein Lied, Schön ist die Jugend, Herzlein, Lustig ist das Zigeunerleben
Orchester Slow <b>v2 (E)</b>	Over the rainbow, As time goes bye, Smile, When i fall in love, Unforgettable
80er Tina Rock <b>v2 (E)</b>	Simply the best, We don't need another hero (Intro 3), Whats love got to do with it, Johnny Blue
Dance Club Night FX <b>v2 (E)</b>	On the Dancefloor, Waiting for tonight, Tove Love, Mamboleo, Lambada, Popcorn

Just like the previous VSP Pro Styles 2.0, the new additional "VSP Expansions" styles have been programmed for the SEMPRA 2.0 GST, including the new 2.0 Pro drum kits, the new Style, Arranger & GST functions, the possibilities of the Drum and Easy Editor and, of course, many new dynamic 2.0 sounds (including many VSPs)! VSP Pro Styles 2.0 is still characterized by:

4 varying build-up intros/variations/endings, depending on major and minor, including all fill transitions and partly with an arranged bridge -> 1-8 bars!) Especially the swing styles react in the variations with major & minor playing style partly with other notes in the different bar ranges of the variations!

**BONUS:** In addition to the new styles, you will also receive 4 newly extended and 1 improved version of the previous VSP styles! (USER-Bank 10, No: 3,5,9,10 and FIRM-Bank 16, No 28)

**Overview:**

**To replace previous VSP bonus styles in USER Bank 10:**

Jazz Swing Combo (v2), Lets Swing (v2), Christmas Rocking (v2), Christmas Silent Waltz (v2) und

**To replace for one previous VSP-Style from the Basic-Pack in FIRM-Bank 16:**

Engl. Waltz 2E (v2) for exchange on Style-Bank 32, Nr. 28 (VSP 2.0 Styles 1)

**NOTE:**

The folder contains **ALL 10 previous VSP bonus styles (v2)** for the USER style bank 10, no. 1-10! Alternatively, they could of course be installed individually in other places or in another bank.

The VSP-Bonus-Styles are only available from VIVA MUSICA (after the VSP registration at VIVA MUSICA)!  
They will be sent by email in a ZIP file!  
(Additional note: Styles with an "FX" in the name use AMADEUS DSP effects)

## 8 For the first time: VSP-Arpeggien and VSP-Templates

For inspiration, some VSP arpeggios & VSP templates are added as examples for the first time in the VSP expansion and linked in some of the presets. It shows the enormous potential of using VSP sounds for existing or new and own arpeggios/templates and integrating them into existing song registrations or styles!  
**The VSP arpeggios already linked in the VSP songs are automatically installed in the Arpeggio FIRM bank 16. You will also receive additional VSP arpeggios and the VSP templates by email as a BONUS after registering for VSP! These arpeggios will be loaded into the Arpeggio-USER-Bank 10 (or optionally to other locations) The VSP templates will be transferred to the USB stick in the template pool (folder "ArpeggioTemplates\_VSP").**

**NOTE: The variation presets of the songs Christmas v2 (E), Solos 1 Expansion v2 (E) and Solos 2 Expansion v2 (E) are linked to some of the VSP arpeggios as examples!  
The templates used are described in the respective karaoke song text!**

### Description of the 22 VSP arpeggios and their used or modified templates:

#### **NOTE:**

*Firm templates from the various software packages can of course be modified in the Arpeggio Editor, e.g. assigned a different sound, adjust various parameters according to individual wishes, etc. ... A great and very inspiring function!*

*Unfortunately, certain Firm template types (the "Style" type, the "Guitar Note" type and the "Guitar Chord" type) can be modified, but (so far) cannot be customized by name!*

*Only the "Arpeggio" type can be changed by name via the CREATOR editor page that then opens!*

*For example, if you register an electric guitar with effects (FX) instead of an acoustic guitar in a template with GST strumming function ("guitar chord" type) and save it in your arpeggio, you will hear the electric guitar, but the display will still show the old template guitar name!*

*For this reason, we have described here in the instructions as well as in the corresponding SONG karaoke texts what is behind each template used in the VSP arpeggios!*

#### **01 Syn.Machine 4-tracks (v2):**

**to be found under category Dance/Modern - Disco**

**...Linked in SONG Solos 1 Expansion - Variation 4 (Bank VSP-Performance)**

Arp 1: Arp SchlPad 2 Notes only (v2) = Arpeggio VSP-SchlagerPd AC with pressed keyboard!

Arp 2: Arp PhSyn2 1/16 one note (v2) = Sound VSP-Phaze-Synth 2 FX with pressed keyboard!

Arp 3: Arp PhSyn 1-note (v2) = Chords VSP-Phaze-Synth with pressed keyboard!

Arp 4: Arp OktSyn 1/16 down (v2) = Arpeggio Oktav-Synth with pressed keyboard!

**02 Jazz Brass & Git swing (v2):**

to be found under category **Swing/Jazz – Swing**

...Linked in **SONG Solos 1 Expansion – Variation 1 (Bank VSP-Performance)**

Arp 1: 3Z Trombones med. Swing 1 = *in this template interjections with VSP-20er JazzBrass!*

Arp 2: Guit.Shuffle + Swing 4 = GST-Strumming with VSP-JazzGuitar 2

Arp 3: 3Z Tromb. + Tru medium swing 2 = *in this template interjections with VSP-Pop-Sax dyn.!*

Arp 4: Swing trombone-2 1-voice = interjections with VSP-Jazz-Trombone!

**03 Brass-Chord swing mix (v2):**

to be found under category **Swing/Jazz – Swing**

...Linked in **SONG Solos 1 Expansion – Variation 2 (Bank VSP-Performance)**

Arp 1: Guit. Swing 1 sw.-funkt. = GST-Strumming with VSP-Jazz-Guitar 3 FX

Arp 2: Guit.Swing 2 basic (4) = GST-Strumming with VSP-Unplugged+Stop

Arp 3: Arp MtTps swing chords 1/8tr (v2) = interjections VSP-MtdTrumpsEns with pressed keyboard!

Arp 4: Arp TSax swing chords 1/8tr (v2) = interjections VSP-TenorSax soft with pressed keyboard!

**04 Chord share SwBrass swing (v2):**

to be found under category **Fox – Slow Fox**

...Linked in **SONG Solos 1 Expansion – Variation 5 (Bank VSP-Performance)**

-> *for all templates interjections with the sound VSP-HiBrass swell!*

Arp 1: 3Z Tromb. + Tru medium swing 2 = *plays at C, C# and E (function "Chord Share"!*

Arp 2: 3Z Muted Tru.medium sw. = *plays at D, D# and F# (function "Chord Share"!*

Arp 3: 3Z Trombones med. Swing 1 = *plays at F, G# and A (function "Chord Share"!*

Arp 4: 3Z Trombones med. Swing 2 = *plays at G, B and H (function "Chord Share"!*

**05 1-Arp 2-strum 3-pick 4-perc (v2):**

to be found under category **Latein – Rumba/Beguine**

...Linked in **SONG Solos 1 Expansion – Variation 3 (Bank VSP-Performance)**

Arp 1: Arp SchlPad chords 1/8 tr (v2) = interjections VSP-SchlagerPad 2 with pressed keyboard!

Arp 2: Guitar 8-beat 7 = GST-Strumming with VSP-Unplugged 2

Arp 3: Guitar pick 5 = GST run with VSP-Nylon-Git.dyn

Arp 4: Percussions 2 8-Beat = Percussions-Groove Jazz-Kit

**06 Jazz Brass & Git slow swing (v2):**

to be found under category **Swing/Jazz – Slow**

...Linked in **SONG Solos 1 Expansion – Variation 6 (Bank VSP-Performance)**

Arp 1: Guit. Swing easy basic = GST-Strumming with VSP-Jazzy Guitar

Arp 2: Guit.Shuffle + Swing 4 = GST-Strumming with VSP-Jazzy Guitar

Arp 3: 3Z Tromb. + Tru medium swing 2 = *in this template interjections with VSP-20er JazzBrass!*

Arp 4: Swing trombone-2 1-voice = interjections with VSP-Jazz-Trombone!



- 07 1-EP 2-strum 3-drum 4-perc (v2):**  
**to be found under category Latein – Bossa**  
**...Linked in SONG Solos 2 Expansion – Variation 4 (Bank VSP-Performance)**  
 Arp 1: Smooth Bossa FX (v2) = Bossa E-Piano riff with VSP-Vintage EP  
 Arp 2: Smooth Bossa FX (v2) = Bossa E-Guitar riff with VSP-WhaJazzGit FX  
 Arp 3: 4-4 Perc Shaker (v2) = Shaker on all quarters  
 Arp 4: Percussions 2 8-Beat = Percussions-Groove Jazz-Kit
- 08 Ballad Perc+Instr (v2):**  
**to be found under category Pop/Beat – Ballade**  
**...Linked in SONG Solos 2 Expansion – Variation 3 (Bank VSP-Performance)**  
 Arp 1: Tamb 2+4 Shaker 1-4 (v2) = Tamborin on 2 and 4, Shaker on all quarters  
 Arp 2: Ballad Perc 1 (v2) = Claves on “3 and”, WindChimes on “8 and”  
 Arp 3: Guitar Lauf 1 (v2) = Guitar riff with VSP-Nyl-Git.Folk  
 Arp 4: Piano ballad 1 = Piano riff with VSP-Soft Piano Pedal (with sustain)
- 09 Banjo-Git & Brass swing (v2):**  
**to be found under category Swing/Jazz – Slow**  
 Arp 1: Guit. Swing easy basic = GST-Strumming, *in this template interjections with Banjo!*  
 Arp 2: Guit.Shuffle + Swing 4 = GST-Strumming with VSP-Jazzy Guitar  
 Arp 3: Swing Mtd-Brass 1 (v2) = interjections with VSP-MtdTrumpsEns!  
 Arp 4: Swing trombone-2 1-voice = interjections with VSP-Jazz-Trombone!
- 10 Brass & Git swing -Arp4 (v2):**  
**to be found under category Swing/Jazz – Slow**  
**...Linked in SONG Solos 2 Expansion – Variation 1 (Bank VSP-Performance)**  
 Arp 1: Jive 1 (v2) = interjections with VSP-JazzAcGit  
 Arp 2: Guit. Shuffle + Swing 4 = GST-Strumming with VSP-Jazzy Guitar  
 Arp 3: Swing Mtd-Brass 1 (v2) = *in this template interjections with VSP-Swell Brass 2!*  
 Arp 4: Arp brass swing chords 1/8tr 2 = *in this template interjections with VSP- Muted HiTrp!*  
*With the keyboard pressed and with harmonies other than normal major and minor!*
- 11 Pop Rock easy guitars (v2):**  
**to be found under category R&B – Rock**  
**...Linked in SONG Solos 2 Expansion – Variation 2 (Bank VSP-Performance)**  
 Arp 1: E.Gt. 8-Beat 2 = GST-Strumming with VSP-Telecaster Gt.  
 Arp 2: Rock-Basic Crunch 1 (v2) = Chord interjections with VSP-Crunch Guitar FX  
 Arp 3: Tamb 2+4 (v2) = Tamborin on 2 and 4  
 Arp 4: BuddyHolly 1 = GST notes with VSP-E-Muted-Guitar
- 12 Unpl.Guitars + percussions (v2):**  
**to be found under category Pop/Beat – Unplugged**  
 Arp 1: Guit. Basic 8-Beat easy 3 = GST-Strumming with VSP-Unplugged Gt.  
 Arp 2: Guit. Basic 8-Beat 9 = GST-Strumming with VSP-Nyl-Git.Folk  
 Arp 3: Guit. Basic 8-beat pick 1 = GST-Picking with VSP-Nyl-Git.Folk  
 Arp 4: Percussions 2 8-Beat = Percussions-Groove Jazz-Kit



**13 Ballad 2-Piano+Harp+perc (v2):****to be found under category Pop/Beat – Ballade**

Arp 1: Piano arp. sFX 1/8 = Piano riff, now with the VSP-Live-Grand

Arp 2: Piano chords 2 = chord on 1 and 3 with VSP Piano-Strings

Arp 3: Guitar Lauf 1 (v2) = Guitar riff, *[in this template interjections with VSP-Sound Orch-Harp!](#)*

Arp 4: Tamb 2+4 Shaker 1-4 (v2) = Tamborin on 2 and 4, Shaker on all quarters

**14 Ballad Git+Piano+Harp+EGit (v2):****to be found under category Pop/Beat – Ballade**Arp 1: Piano arp. sFX 1/8 = Piano riff *[in this template interjections with VSP-Sound Git-String!](#)*

Arp 2: Piano chords 2 = chord on 1 and 3 with VSP Piano-Strings

Arp 3: Guitar Lauf 1 (v2) = Guitar riff, *[in this template interjections with VSP-Sound Harp-Str!](#)*

Arp 4: Guitar pick 2 = GST run with VSP-Strato-Soft FX

**15 Christmas Git&Pad&Brass swing (v2):****to be found under category Spezial – Weihnacht****...Linked in SONG Christmas – Variation 6 (Bank VSP-Performance)**

Arp 1: Guit. Swing easy basic = GST-Strumming with VSP-Jazzy Guitar

Arp 2: Guit.Shuffle + Swing 4 = GST-Strumming with VSP-Jazzy Guitar

Arp 3: 3Z Tromb. + Tru medium swing 2 = *[in this template interjections with VSP-JVM-Galaxy DX!](#)*

Arp 4: Swing trombone-2 1-voice = interjections with VSP-Jazz-Trombone!

**16 Christmas Ballad & Swing (v2):****to be found under category Spezial – Weihnacht****...Linked in SONG Christmas – Variation 1 und Variation 4 (Bank VSP-Performance)**

Arp 1: Christmas 2+4 (v2) = sleigh bells on 2 and 4

Arp 2: Guit.Shuffle + Swing 4 = GST-Strumming with VSP-Jazzy Guitar

Arp 3: Piano ballad 2 = Piano riff with VSP-Soft Piano Pedal (with sustain)

Arp 4: Swing trombone-2 1-voice = *[in this template interjections with VSP-SoftVibeslong!](#)* (with sustain)**17 Christmas Perc&Git&Brass swing (v2):****to be found under category Spezial – Weihnacht****...Linked in SONG Christmas – Variation 5 (Bank VSP-Performance)**

Arp 1: Christmas 4+4 (v2) = sleigh bells on all quarters

Arp 2: Guit.Shuffle + Swing 4 = GST-Strumming with VSP-Jazzy Guitar

Arp 3: Jive Trombs (v2) = Brass interjections with VSP-Wah-Trb-Section

Arp 4: Swing trombone-2 1-voice = *[in this template interjections with VSP-Muted HiTrp!](#)***18 Rock easy guitars + Perc (v2):****to be found under category R&B – Rock****...Linked in SONG Solos 2 Expansion – Variation 6 (Bank VSP-Performance)**

Arp 1: E.Gt. 8-Beat 2 = GST-Strumming with VSP-Clean-Guitar

Arp 2: Rock-Basic Crunch 1 (v2) = chord interjections with VSP-Stack-Guitar FX

Arp 3: Tamb 2+4 (v2) = Tamborin on 2 and 4

Arp 4: BuddyHolly 1 = GST notes with VSP-Muted-Guitar

**19 Klassik Grand&Horn&Strings (v2):****to be found under category Spezial – Klassik****...Linked in SONG Christmas – Variation 3 (Bank VSP-Performance)**

Arp 1: Piano Bass 1pp = Piano Bass with VSP-Live-PopGrand

Arp 2: Piano Maria 1 = Piano run with VSP-Soft Piano Pedal (with sustain)

Arp 3: Piano Maria 2 = *in this template interjections with VSP-Solo Hörner!*

Arp 4: Strings pad 1 = interjections with VSP-Arco-Strings

**20 3-4 Christmas Arp.Harp&mehr (v2):****to be found under category Spezial – Weihnacht****...Linked in SONG Christmas – Variation 2 (Bank VSP-Performance)****also in SONG Solos 2 Expansion – Variation 5 (Bank VSP-Performance)**

Arp 1: Unplugged Waltz (v2) = Guitar-Strumming with VSP-Western-Folk-Guitar

Arp 2: Harp Gliss. 3/4 up + down 1/8 = Harp Arpeggio with pressed keyboard!

Arp 3: Christmas Waltz Perc 2 (v2) = Triangle on 1, sleigh bells on 2 and 3

Arp 4: Christmas Waltz (v2) = chord + single tones with a VSP-Glock-String-Pad

**21 70th Barry-Organ-SyArp-Perc (v2):****to be found under category Discofox – Schlager**

Arp 1: Disco BarryGit FX (v2) = Guitar-Strumming with VSP-WhaWah BarryGit FX

Arp 2: Organ Dance (v2) = rhythm chords with VSP-Organ-Synth

Arp 3: Oktav synth pan. (v2) = Arpeggio Oktav-Synth with pressed keyboard!

Arp 4: Perc. Tambourine 4-4 1/16 = Tambourin on 16tel

**22 Dance Synth -2,3,4 Drum-Gro (v2):****to be found under category Discofox – Schlager**

Arp 1: Pop-Schlager Synth 1 (v2) = rhythm interjections Moogly Pad!

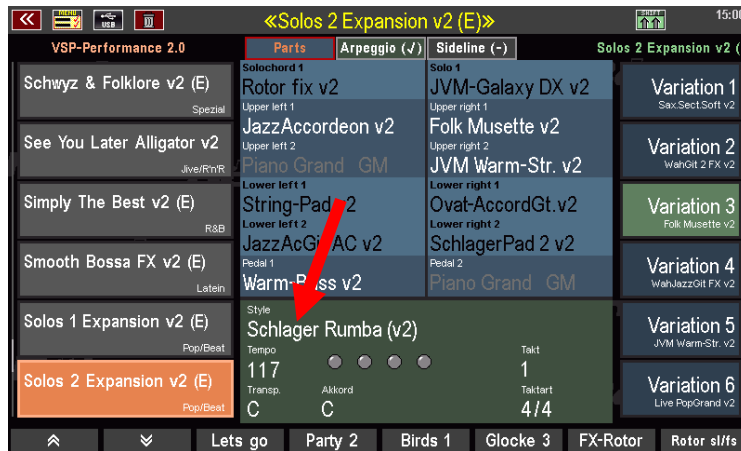
Arp 2: Pop-Schlager Groove 2 (v2) = Drum-Groove Bassdrum + Hihat

Arp 3: Pop-Schlager Groove 3 (v2) = Drum-Groove Bassdrum, Hihat + Snare

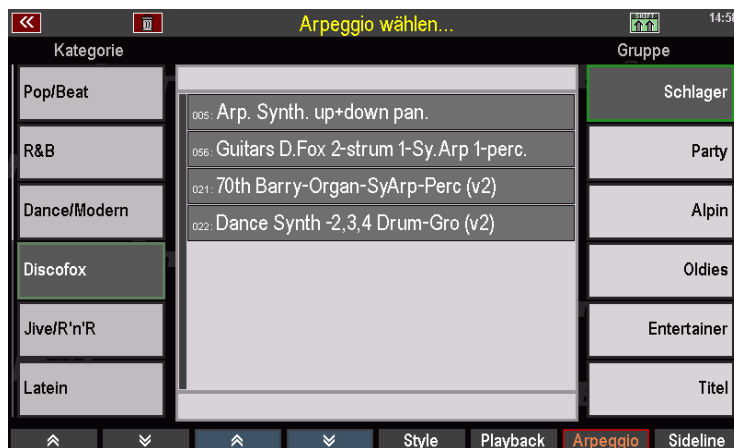
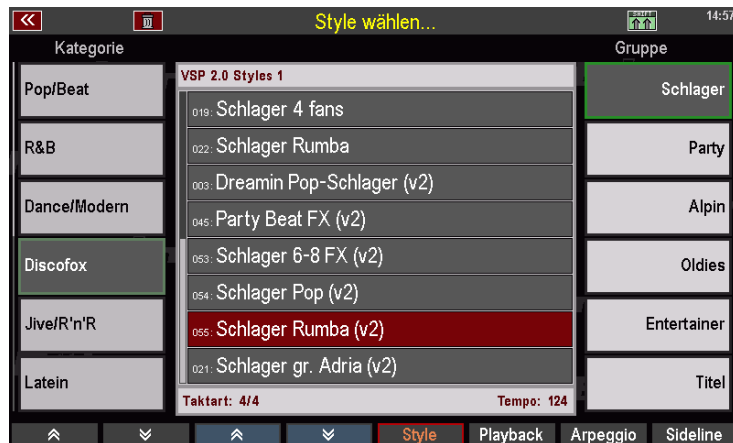
Arp 4: Pop-Schlager Groove 4 (v2) = Drum-Groove Bassdrum, Hihat, Snare + Percussion

### Selection of the VSP-Arpeggios

- Press the currently selected style on the basic screen.



- the "Select style" menu with the currently selected style is displayed.
- Select the F button or display button [7 Arpeggio].



- Press and hold the [Shift] button or alternatively the [Shift Lock] button and then the F buttons [All accompaniments / Alle Begl.] and [123] to select the sorting of the arpeggios.



- All USER arpeggios can then be displayed in the selection list that appears and selected using the data wheel and the Enter key!

### Selecting the VSP-Templates in the Arpeggios

To import VSP templates into existing or new arpeggios, you need the optional "Easy Editor Arpeggio" and must call it up for this purpose. It is called up via [Menu] - Rhythm & Accompaniment - Arpeggio (€). The editor opens with the currently active arpeggio.

(Alternatively, VSP templates can of course also be imported into styles. More on this in the following chapter).

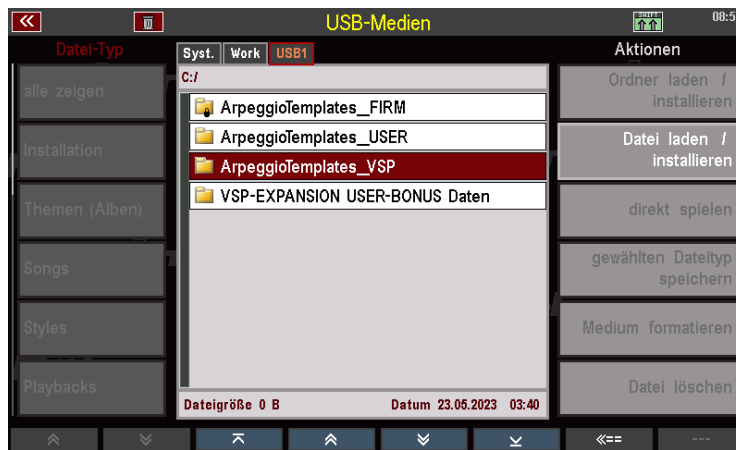
Templates are always imported from the pool on the USB stick that we created during installation. The stick with the firmware and, if applicable, user templates must therefore be inserted in the SEMPRA if you want to import templates!



- After you have selected the arp. 1-4 that you want to reassign, press [Import template / Template importieren] on the right and confirm your intention in the following message screen with [OK / Enter].



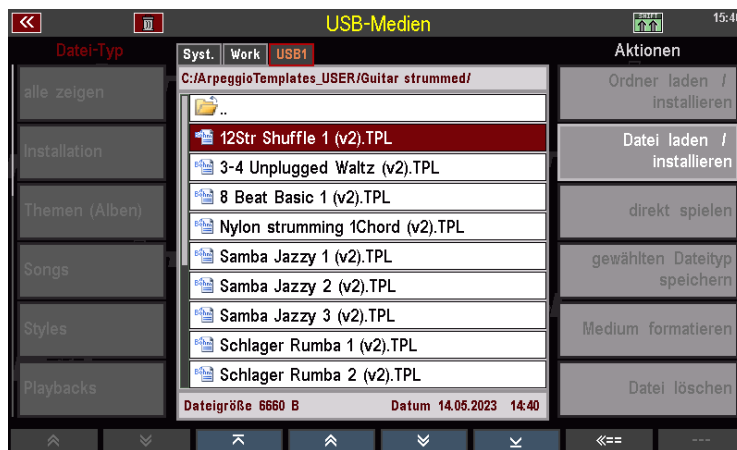
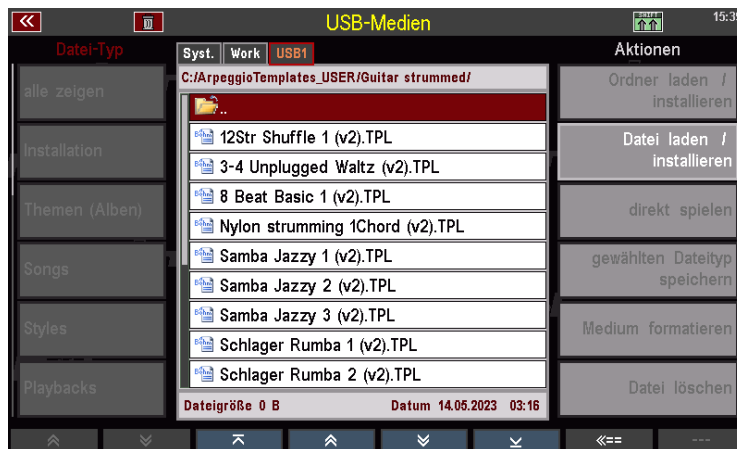
- The display now switches to the USB menu.



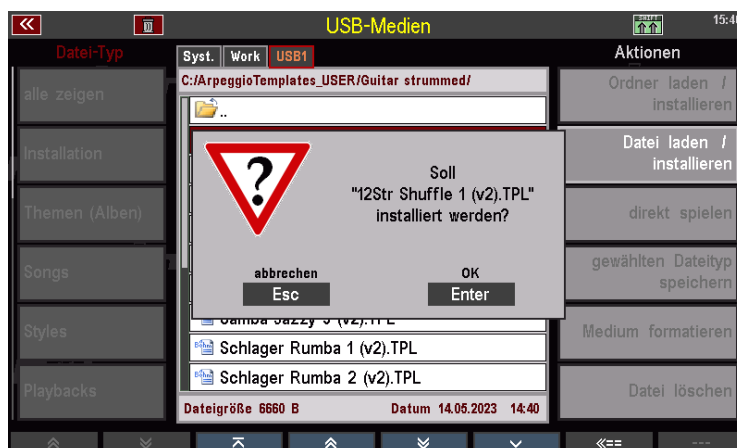
- Then use the data wheel to select the firmware, VSP or - if you have already saved your own templates - the user template directory on the USB stick. Tap on the respective folder to open it. (In this case the ArpeggioTemplates\_VSP folder)
- - Then tap on the respective target folder to open it. (In this case, the VSP template folder) and an instrument category selection will appear:



- Then select the folder of the desired instrument category, e.g. "Guitar strummed",
- - and then the desired template, e.g. 12Str Shuffle 1 (v2) = 12-string guitar in shuffle groove... the (v2) stands for the assignment to VSP 2.0 as usual.



- After selecting the desired template, press the [Enter] button and confirm your selection with [OK / Enter] in the subsequent query screen.



- We return to the "Easy Editor Arpeggio" screen with the new template for the respective arp. 1-4. If you like, you can also edit the other arpeggios accordingly or repeat the process for the same arpeggio to try out another, perhaps even more suitable template. If everything is correct, the entire arpeggio can be saved under a new name (or alternatively saved with the same name) by pressing the [Save] button and the selection screen that appears.

**NOTE:**

Details on the "Easy Editor Arpeggio" can be found in the corresponding chapter of the manual for your arpeggiator.

Always make sure that the selected templates correspond to the respective time signature (3/4, 4/4, etc.). Time signatures other than 4/4 are usually indicated in the name (3/4, 6/8, etc...!)

**Selecting the VSP-Templates in Styles**

To import VSP templates into existing styles, you also need the optional "Easy Editor Arpeggio", which supplements the "Import Template" and "Export Template" functions in the Easy Style Editor. It is called up via **[Menu] - Rhythm & Accompaniment - ACC Instrumentation. (Rhythmus & Begleitung – ACC-Instrumentierung.)** The editor opens with the currently active style.

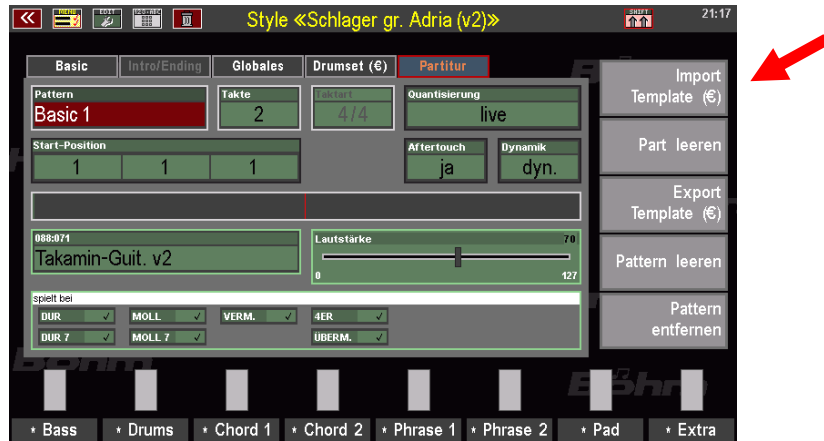
Templates are always imported from the pool on the USB stick that we created during installation. The stick with the firmware and any user templates must therefore be inserted in the SEMPRA if you want to import templates!



- After you have selected the desired accompaniment track to be changed in the style editor using the F buttons, switch to the [Score] page on the screen



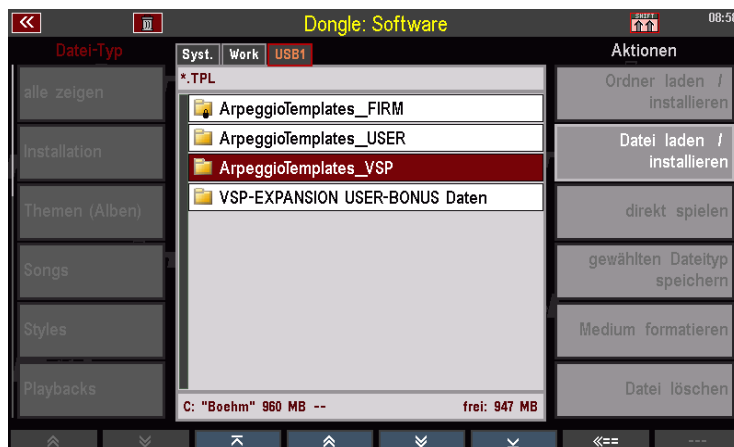
- In the Pattern field at the top left, select the style pattern into which you would like to import. Of course, you can also create a new style pattern first.
- - By holding down the [Shift] button or alternatively the [Shift Lock] button, you can then switch to the 2nd level of the edit functions (see right-hand buttons in the display):



- Press the [Import Template] function on the screen and confirm this selection with [OK / Enter] in the subsequent query screen.



- The display now switches to the USB menu of the inserted USB stick (dongle: software).





- Then use the data wheel to select the firmware, VSP or - if you have already saved your own templates - the user template directory on the USB stick. Tap on the respective folder to open it. (In this case the ArpeggioTemplates\_VSP folder)
- As explained above, you can then select and import the desired template and, if you like, save this style with a new name and a free space or save it with the same name in the same place!

**NOTE:**

Details on the style editor can be found in the corresponding chapter of the main manual for your SEMPRA. Always make sure that the selected templates correspond to the respective time signature (3/4, 4/4, etc.). Time signatures other than 4/4 are usually indicated in the name (3/4, 6/8, etc...!)

## 9 ANNEX: Overview lists

### 1. Additional VSP Pro Sounds 2.0 (v2) / VSP Soundpreset-Bank 110 (45 Sounds)

Extension in Soundpresetbank 110 (v2)		
110	078	Live PopGrand v2
110	079	Live EP-Grand v2
110	080	Bell-EP-Pad v2
110	081	Cosmic Pad 2 v2
110	082	DX-Movie Pad v2
110	083	Cosmic EP-Pad v2
110	084	LiveAkkordeon v2
110	085	JazzAccordeon v2
110	086	Folk Musette v2
110	087	CasoHarmonium v2
110	088	FolkHarmonium v2
110	089	MtdTrumpsEns.v2
110	090	Trombones Low v2
110	091	Wonderland-Tp v2
110	092	Classic Tuba v2
110	093	Banjoline a v2
110	094	Arco Strings v2
110	095	Marcato Ens. v2
110	096	Ovat-AccordGt.v2
110	097	Beat Guitar v2
110	098	Purple-Git.FX v2
110	099	Rave-SynBass v2
110	100	HiBrass swell v2
110	101	V-Synth FXt v2
110	102	V-Synth 2 FXt v2
110	103	Rythm Organ v2
110	104	DanceSynth.FX v2
110	105	BarryGit FX v2
110	106	WahGit 2 FX v2
110	107	WahJazzGit FX v2
110	108	Schwyzerörgeliv2
110	109	SchwyzAlphorn v2
110	110	Schwyz-Klari v2
110	111	Schwyz-Brass v2
110	112	Schwyz-Örgeli2v2
110	113	Schwyz-Brass2 v2
110	114	Schwyz-Klari2 v2
110	115	Schwyz-S.Sax v2
110	116	Drehorgel 2 v2
110	117	JVM-Akkordeon v2
110	118	JVM-Galaxy DX v2
110	119	JVM-Galaxy v2
110	120	JVM Warm-Str. v2
110	121	--- (not mapped) ---
110	122	--- (not mapped) ---
110	123	--- (not mapped) ---
110	124	--- (not mapped) ---
110	125	--- (not mapped) ---
110	126	--- (not mapped) ---
110	127	Special Eff. v2
110	128	Je*taime Eff. v2

## 2. VSP Pro Styles 2.0 EXPANSION (v2) and the Bonus-Styles

(15 new rhythms for Firm-Bank 17, plus 4 extended Bonus-Styles and 1 improved VSP-Style for exchange in Firm-Bank 16! NOTE: the 4+1 bonus styles will only be sent by email after VSP registration with Viva Musica). (NOTE: Styles with an "FX" in the name use AMADEUS DSP effects)

<u>STYLE-Nr &amp; Name (USER-Bank 10)</u>	<u>CATEGORY</u>	<u>GROUP</u>	
03 Jazz Swing Combo (v2)	Swing/Jazz	Combo	(extended, improved)
05 Lets Swing (v2)	Swing/Jazz	Swing	(extended, improved)
09 Christmas Rocking (v2)	Spezial	Weihnacht	(improved)
10 Christmas Silent Waltz (v2)	Spezial	Weihnacht	(improved)

<u>In the FIRM-Bank 17 (VSP 2.0 Styles 2)</u>	<u>CATEGORY</u>	<u>GROUP</u>	
1 Alpenmusi (v2)	Folkore	Volksmusik	
2 80er Edgiest Rock FX (v2)	R&B	Rock	
3 Kaempfert (v2)	Swing/Jazz	Swing	
4 Organ Samba Party (v2)	Spezial	Piano/Orgel	
5 Theatre Organ 20th (v2)	Spezial	Piano/Orgel	
6 Christmas Shuffle (v2)	Spezial	Weihnacht	
7 More Swing (v2)	Swing/Jazz	Swing	
8 70er We will ShuffleRockFX (v2)	R&B	Rock	
9 Lets Jive FX (v2)	Jive/R'n'R	Jive	
10 Smooth Bossa FX (v2)	Latein	Bossa	
11 Schlager gr. Adria (v2)	Discofox	Schlager	
12 Kufstein Walzer (v2)	Folkore	Volksmusik	
13 Orchester Slow (v2)	Swing/Jazz	Slow	
14 80er Tina Rock (v2)	R&B	Rock	
15 Dance Club Night FX (v2)	Dance/Modern	Dance	

<u>In the FIRM-Bank 16 (VSP 2.0 Styles 2)</u>	<u>CATEGORY</u>	<u>GROUP</u>	
28 Engl. Waltz 2E (v2)	Walzer	Englisch	(improved)

as a replacement for the previous style in the FIRM-Style-Bank 16 (VSP 2.0 Styles 1)

## 3. VSP Arpeggios & Templates 2.0 (v2)

(NOTE: The VSP arpeggios already linked in the VSP songs are automatically installed in the Arpeggio FIRM Bank 16. You will also receive additional VSP arpeggios and the VSP templates by email as a BONUS after registering for VSP!

### The 22 VSP-Arpeggios (in USER-Bank 10) :

- 01 Syn.Machine 4-tracks (v2)
- 02 Jazz Brass & Git swing (v2)

- 03 **Brass-Chord swing mix (v2)**
- 04 **Chord share SwBrass swing (v2)**
- 05 **1-Arp 2-strum 3-pick 4-perc (v2)**
- 06 **Jazz Brass & Git slow swing (v2)**
- 07 **1-EP 2-strum 3-drum 4-perc (v2)**
- 08 **Ballad Perc+Instr (v2)**
- 09 Banjo-Git & Brass swing (v2) -> BONUS-USER-Arpeggio
- 10 **Brass & Git swing -Arp4 (v2)**
- 11 **Pop Rock easy guitars (v2)**
- 12 Unpl.Guitars + percussions (v2) -> BONUS-USER-Arpeggio
- 13 Ballad 2-Piano+Harp+perc (v2) -> BONUS-USER-Arpeggio
- 14 Ballad Git+Piano+Harp+EGit (v2) -> BONUS-USER-Arpeggio
- 15 **Christmas Git&Pad&Brass swing (v2)**
- 16 **Christmas Ballad & Swing (v2)**
- 17 **Christmas Perc&Git&Brass swing (v2)**
- 18 **Rock easy guitars + Perc (v2)**
- 19 **Klassik Grand&Horn&Strings (v2)**
- 20 **3-4 Christmas Arp.Harp&mehr (v2)**
- 21 70th Barry-Organ-SyArp-Perc (v2) -> BONUS-USER-Arpeggio
- 22 Dance Synth -2,3,4 Drum-Gro (v2) -> BONUS-USER-Arpeggio

**The 76 VSP-Templates (in separate folder "ArpeggioTemplates VSP") :**

- Accordion:** Walzer Folk 1 (v2), Walzer Folk 2 (v2)
- Brass:** Jive Trombs 1 (v2), Swing Mtd Brass 1 (v2), Walzer Brass Low 1 (v2)
- Drums:** 3-4 Christmas Waltz Perc (v2), 3-4 Christmas Waltz Perc 2 (v2), 4-4 Perc Shaker (v2), Ballad Perc 1 (v2), Bossa 1 (v2), Christmas 2+4 (v2), Christmas 4-4 (v2), Christmas 4-8 (v2), Pop-Schlager Groove 1 (v2), Pop-Schlager Groove 2 (v2), Pop-Schlager Groove 3 (v2), Pop-Schlager Groove 4 (v2), Pop-Schlager Perc (v2), Samba Shaker 1 (v2), Tamb 2+4 (v2), Tamb 2+4 Shaker 1-4 (v2), Waltz-Brush&RollSnare (v2), We will rock you (v2)
- E-Guit strummed:** 8tel Rock Mtd (v2), Disco BarryGit FX (v2), Disco Wha-Git 1 (v2), Jive 1 (v2), Jive 2 (v2), Rock-Basic Clean 1 (v2), Rock-Basic Crunch 1 (v2), Rock-Basic Crunch 2 (v2), Rock-Basic Crunch 1 (v2), Rock-Basic mutd 1 (v2)
- Guitar picked:** 3-4 Christmas Waltz (v2), 6-8 PopStrato FX (v2), Clean-Git. 8 Beat Basic 1 (v2), Guitar Lauf 1 (v2), Nylon Ballad (v2), Pop-Strato Git. FX (v2)
- Guitar strummed:** 3-4 Unplugged Waltz (v2), 8 Beat Basic 1 (v2), 12Str Shuffle 1 (v2), Nylon strumming 1Chord (v2), Samba Jazzy 1 (v2), Samba Jazzy 2 (v2), Samba Jazzy 3 (v2), Schlager Rumba 1 (v2), Schlager Rumba 2 (v2), Schlager Rumba 3 (v2), Schlager Rumba 4 (v2), Smooth Bossa FX (v2), Swing Jazz 1 (v2), Swing Jazz 2 (v2), Unplugged Git 1 (v2), Waltz (v2)
- Piano:** Clayderman (v2), Piano Lauf Ballad 1 (v2), Piano Lauf Ballad 2 (v2), Piano Lauf Ballad 3 (v2), Piano Lauf Ballad 1 (v2), Piano Lauf Ballad 2 (v2), Piano Lauf Ballad 3 (v2), Rock-Basic Piano 1 (v2), Smooth Bossa EP (v2)
- Strings:** Ballad Arpeggio (v2), Ensemble auf 1&3 (v2), Ensemble auf 4-4 (v2), Marcato Slow 1 (v2), Waltz (v2)

**Synth:**

3-4 Christmas Waltz (v2), Dance Saw 1 (v2), Dance Saw 2 (v2), Dance Saw 3 (v2),  
Dance Soft Syn 1 (v2), Dance Strings 1 (v2), Dance Strings 2 (v2), Organ Dance (v2),  
Paning Synth 4-4 (v2), Pop-Schlager Synth 1 (v2)

But now have fun discovering and playing with the expansion software "VSP Expansion" on your SEMPRA!

Please feel free to tell us about your experiences or let us know your wishes and ideas for the next VSP! We are always happy to take customer suggestions on board!

**Your Viva Musica - Team**

**VSP SEMPRA PRO 2.0**

**EXPANSION**



**SOUNDS & STYLES**  
**SONGS & PRESETS**  
**ARPEGGIEN & TEMPLATES**