


SEMPRA 3.0 PRO-LIB

Installation and Playing Instructions

SONG list



SONG list Oldies for SEMPRA 3.0 Pro-Lib - Installation and playing instructions

Version 1.0, 15.10.2024

Art.-No. 42665AE

The information contained in this documentation may be changed without announcement and are subject to change without notice by Keyswerk Musikelektronik GmbH does not represent an obligation.

The description contains the current state of information at the time of going to press.

Changes of technical details compared to the descriptions, the information and illustrations in this manual are subject to change without notice.

Keyswerk Musikelektronik GmbH assumes no liability for program errors and for incorrect information in the documentation and its consequences.

© Keyswerk 2024

All rights reserved

Responsible for the content of this website

KEYSWERK Music Electronics GmbH

Sülbecker Str. 20-22

31688 Nienstädt

Germany

Phone: 05722 - 905088

Fax: 05722 - 287555

Internet <http://www.boehm-organs.com>

E-mail info@boehm-organs.com

Content

General	4
Requirements	4
Installation	4
Calling up the SONG list Oldies.....	6
Content SONG list Oldies for SEMPRA 3.0.....	7

General

With the **SONG List Oldies** for your SEMPRA 3.0 you get 64 new SONGS, each with 6 registrations (SONG presets), with which you can play the well-known German and international oldies and evergreen titles listed in the SONG names, but of course also many other pieces of music with a great sound.

All presets have been worked out in great detail, and the numerous SEMPRA Creative Tools such as Solo and SemptraChord, Ensemble, etc. have been used extensively.

In the appendix to these operating instructions you will find an overview of all the SONGs included.

Requirements

Arpeggios from the factory arpeggio banks 1...3 are stored in almost all SONG presets in the SONG list Oldies. The **arpeggiator** is not always activated immediately, but can be switched on at any time and suitable arpeggios will sound - of course only if your SEMPRA 3.0 is equipped with the arpeggiator app (art. no. 41162).

Some of the registrations in this SONG list use sounds from the optional sound package "Accordion Fascination" (order no. 42311). Styles from various additional packages (Star Collection 1 and 2, DOO 70/80s and Entertainer, Amadeus Style Performance 1 and Style Box 1) are also used. These additional style packages for SEMPRA 3.0 and the Accordion Fascination package should therefore be available on your SEMPRA 3.0 so that you can play the SONG list **Oldies** without restrictions.

If not, you may have to replace the corresponding sounds or missing styles with corresponding data from the sound and style pool of your SEMPRA and save the affected presets again.

Installation

You will receive the data of the SONG List **Oldies** directly as an installation file on the factory data stick belonging to your SEMPRA, or, in the case of subsequent purchase of the software, if necessary as an archive file by e-mail. In this case, save the archive file sent to you on your PC on the factory data stick as described in the main SEMPRA manual.

Then insert the stick into the SEMPRA. The display reports that the archive file has been found and asks whether it should be unpacked. Confirm the query with **[Enter]**.



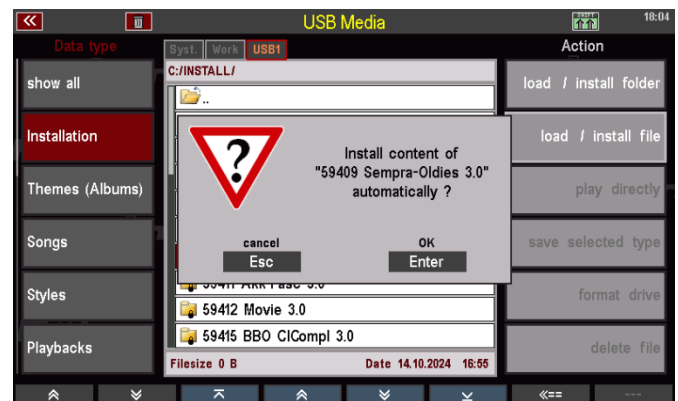
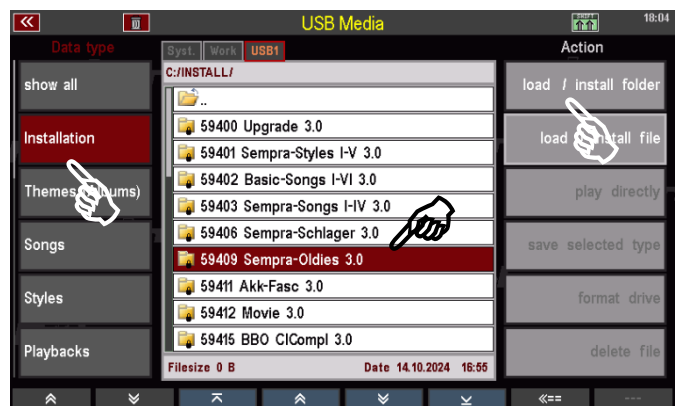
The installation data is now available on the stick and can be installed as described below. **But first a tip:** Please, delete the archive file again from your factory data stick after installing the data. Otherwise, the display will always ask whether the file should be unpacked when you insert the stick into the organ, since archive files are automatically recognized. The unpacking has now already taken place and the archive file can thus be deleted from the stick, it is no longer needed.

But now to the actual installation:

Attention: Like all factory data and other additional software packages, SONG list Oldies is installed on an **account-specific** basis. If you want to use the SONG List in multiple user accounts, you must perform the installation separately once for each of these accounts.

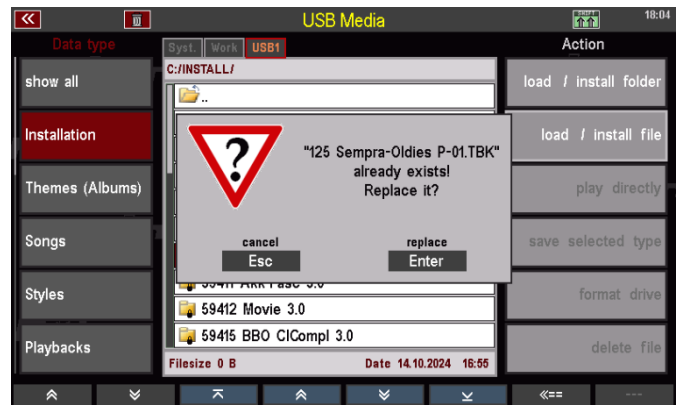
We assume that the installation data is now on your factory data stick and the stick is inserted in the SEMBRA:

- Enter the **USB menu** and tap the **Installation** data type on the left. The list with the installation files is displayed.
- Place the cursor on the **59409 Sempra Oldies 3.0** folder and tap **Load/Install Folder** on the right.
- The display asks whether the data should really be installed. Confirm with **[Enter]**.



Attention: If you install the SONG list **SEMPRA Oldies 3.0** over an already installed SONG list Oldies, you will be asked several times during the installation whether existing data should be overwritten. Confirm each of these prompts with **[Enter]**.

The previous data will then be updated by the new versions to be installed.



- The SONG list is now installed, you can remove the USB stick again.

This completes the installation of the SONG List **Oldies**. The new data can now be used for playing.

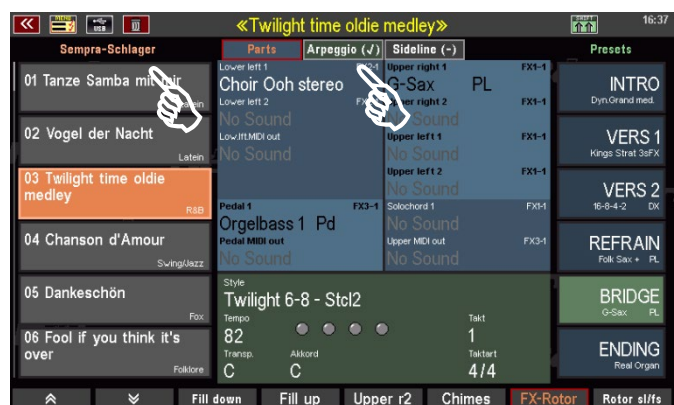
Calling up the SONG list Oldies

The SONG list **Oldies** occupies firm Firm-SONG bank 10. You can call up and select this SONG bank if you activate the SONG filter button **[Bank]** to the left of the display and (after tapping the button again) select the "Sempra-Oldies" bank from the list using the data wheel and confirm with **[Enter]**.



After selecting the bank, you can select the SONGS of the list in the display:

A check mark at the top of the Arpeggio tab indicates that an arpeggio is stored for the selected preset. However, you may need to switch on the arpeggiator first to ensure that the arpeggio is played.



And now we wish you a lot of fun with the presets of the SONG List **Oldies** and making music with them on your SEMBRA 3.0!

Content SONG list Oldies for SEMPRA 3.0

Bank	Number	Name
110	001	Tanze Samba mit mir
110	002	Vogel der Nacht
110	003	Twilight time (Oldie-Medley)
110	004	Chanson d'Amour
110	005	Dankeschön
110	006	Fool if you think its over
110	007	Howie comeback medley
110	008	Rosegarden
110	009	Winnnetou Melodien
110	010	Saving all my love
110	011	Sonne in der Nacht
110	012	Uptown girl
110	013	Wann f. Musi an (Medley)
110	014	What a wonderful world
110	015	When you're in love
110	016	Capri classic accordion
110	017	Schnee. & andere Walzer
110	018	Johnny Guitar
110	019	Ma Baker - Rivers of Bab.
110	020	You are the Sunshine of
110	021	Abba Party-Medley
110	022	YMCA (+ Go West usw.)
110	023	Wenn der weiße Flieder
110	024	Sun of Jamaica
110	025	Tequila
110	026	Rock Your Baby (remix)
110	027	Rocking all over the w.
110	028	Lucky Lips (Rote Lippen)
110	029	Sempre Sempre
110	030	Plaisir d'Amour
110	031	Sommernacht in Rom
110	032	The Spanish Night is over
110	033	Tears in Heaven
110	034	Tijuana Taxi
110	035	Time is tight
110	036	Top of the world
110	037	Walk of Life
110	038	Yellow River
110	039	Bakerstreet
110	040	Just a Gigolo
110	041	From Sarah with love
110	042	Wahnsinn (usw. Petry)
110	043	Dolce Vita
110	044	Always on my mind
110	045	Nightfever - Medley
110	046	Beim Kronenwirt
110	047	Rivers of Babylon-Medley
110	048	Du bist ein Wunder
110	049	Annelieses Polka-Medley
110	050	Sieben Fässer Wein
110	051	Ein Freund, ein guter Fr.
110	052	Eviva Espana
110	053	Amigo Charly (Party Vers.)
110	054	Blue Bayou
110	055	Freude schöner Götterf.
110	056	Dschingis Moskau (Medley)
110	057	Blauer Enzian Heino (2x3)
110	058	Bier auf Hawaii (u. andere)
110	059	Wien bleibt Wien
110	060	Patrona bavariae
110	061	Fiesta Mexicana
110	062	Aus Böhm kommt d. Musik
110	063	Muss I denn zum St.
110	064	Santa Maria



Keyswerk Musikelektronik GmbH

Warbersche Str. 32

31675 Bückeburg

Germany

Tel. (+49) 05722/90 50 88

Fax: (+49) 05722/287 555

E-Mail: info@boehm-orgeln.de

Web: www.boehm-orgeln.de