

Installing firmware updates for SEMPRA, AMADEUS Pro-D, D-MiX

Some central modules of your SEMPRA each work with their own operating software components, also called "firmware". The following firmware components are used:

SEMPRA Operating System (BOS): The actual operating system of the SEMPRA, it is used by the main CPU of the instrument.

AMADEUS Pro-D Firmware: The operating system for the AMADEUS Pro-D sound modules.

D-MiX Firmware: The operating system for the D-MiX preamplifier module.

RealOrgan Firmware: Operating system and other software components for the RealOrgan Drawbar module.

From time to time it is necessary to update firmware components, e.g. in the course of newly implemented functions. The latest firmware versions for the SEMPRA itself, the AMADEUS Pro-D sound modules and the D-MiX preamplifier are available for download from the Böhm website www.boehm-orgeln.de. Some of them are also stored on the SEMPRA installation sticks. If firmware updates are mandatory for a certain extension (apps, software packages...), this is indicated in the corresponding operating instructions for these extensions.

Note: Firmware updates for the SEMPRA operating system as well as for the AMADEUS Pro-D modules and the D-MiX preamplifier can be performed directly from a USB stick. Operating system updates for the RealOrgan module require a microSD card to be inserted into the module to load the update. Therefore, we do not offer these updates for download. If updates are required here in the course of new extensions, for example, the necessary updates are included with these extension packages.

Check currently installed firmware versions

You can determine the operating system versions currently installed on your instrument for the SEMPRA itself, the existing sound modules (AMADEUS Pro-D and RealOrgan, if applicable) and the D-MiX preamplifier at any time in the **BMC menu**:

SEMPRA firmware (BOS version):

[MENU] -> System Settings (8) -> Instrument data (3):

In this menu, among other things, the ID no. of the organ (Device ID field) and the currently installed version of the SEMPRA operating system are displayed. In this example it is version 2.1 from 21.12.2022.

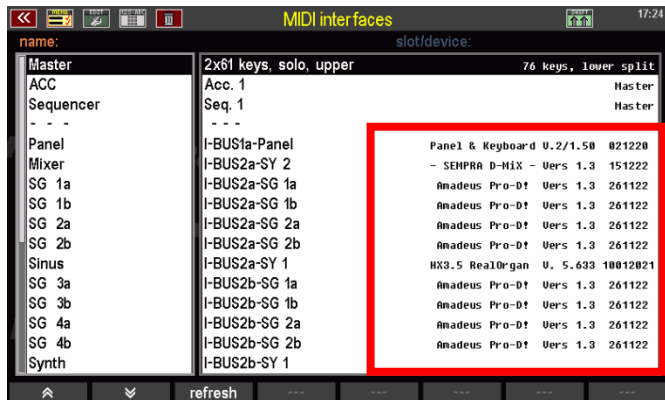


D-MiX, AMADEUS Pro-D and RealOrgan firmware:

[MENU] -> Parts & MIDI (7) -> MIDI ports (7):

This display shows, among other things, the internally installed sound modules (AMADEUS Pro-D and RealOrgan) as well as the D-MiX with the respective installed software versions (Vers. X.xx from xx.xx.xx).

Note: For the existing AMADEUS sound modules two entries are displayed each, because these modules are addressed via two internal MIDI interfaces each.



The example picture shows the display of an SE100 with 5 AMADEUS modules (separate accompaniment/drum module would be shown when scrolling down the list). Depending on the model or the number of AMADEUS modules present, the display of the listed AMADEUS sound modules in this menu varies.

Compare the versions displayed on your instrument with the versions provided for download on the website or the minimum versions shown e.g. in the operating instructions for the SEMPRA extensions.

Provided that an update of one or more of the operating systems is indicated, you can install the new versions as follows:

Preparing a USB stick for installation (if you have received the operating system data online)

- If you receive the operating system files online (e-mail/WeTransfer or download from the Böhm website), these are usually transmitted as ZIP files.
- Open the ZIP file(s) received directly on your PC and copy the files contained directly to the top directory level of a USB stick. This can be e.g. the installation stick to your SEMPRA (so you have also these data always up-to-date on this stick available), but also any other USB stick can be used. It does not have to be a SEMPRA-formatted stick, as the operating system data does not have any copy protection.

If you have operating system updates directly from us on a USB stick, the previous unpacking on the PC and transfer to the stick is of course not necessary. In this case, the update data is ready for installation on the supplied USB stick.

Depending on the operating system that is to be installed (SEMPRA, AMADEUS Pro-D or D-MiX), the USB stick should now contain the following data, among others:

for SEMPRA operating system updates:

BOEHM.BOS: The SEMPRA operating system

*Note: The **Update.txt** file transmitted with the actual operating system does not necessarily have to be copied to the installation stick. This text file documents the version history of the SEMPRA operating software and is for information purposes only. The file can be read on the PC with a text program.*

For AMADEUS Pro-D operating system updates

Pro-D.sgs Internal installation program

8000_F16.bin Data file for the AMADEUS Pro-D operating system update

For D-MiX operating system updates

D-Mix.sgs Internal installation program

8000_M16.bin Data file for the operating system update D-MiX preamplifier

Update SEMPRA operating system (BOS)

We assume that the update file **BOEHM.BOS** to be installed is available on a USB stick.

When inserting a USB stick, SEMPRA always checks whether this stick contains a newer version of the SEMPRA operating system (BOS) than the version currently installed on the instrument.

- Insert the USB stick with the SEMPRA firmware update into the SEMPRA.
- If a newer version of the SEMPRA operating system than the one currently installed is found on the stick, the display asks whether the new version should be installed.
- Confirm the query with [ENTER].
The new operating system is now loaded.
- The successful installation is displayed.
Confirm with [ENTER].
- Restart the SEMPRA to activate the new operating system.

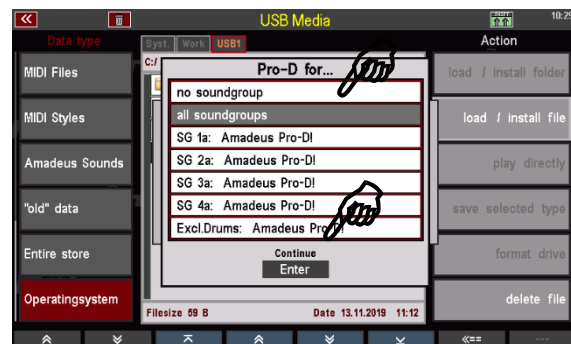
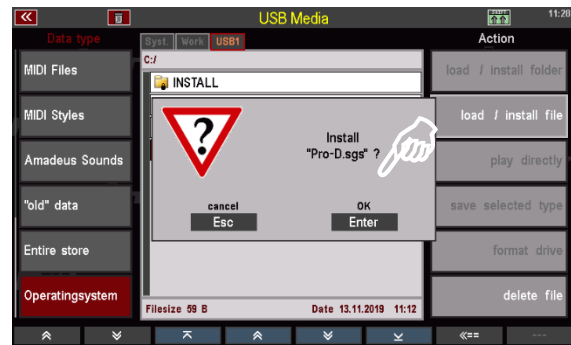
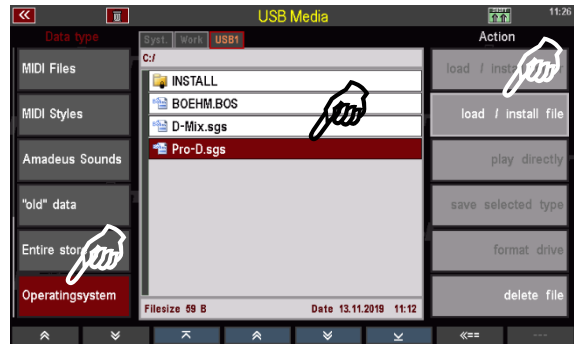


The SEMPRA now plays with the new operating system version. The updated version number. can be read in the BMC menu **Instrument data** (see above).

Update operating system for AMADEUS Pro-D sound module(s)

We assume that the required files **Pro-D.sgs** and **8000_F16.bin** for the operating system update are on a USB stick.

- Insert the USB stick into the SEMPRA and tap the **[USB]** button on the control panel to open the USB menu.
- In the USB menu, in the list of **file types on the left**, scroll down to the **Operating System** field and tap on it (field will turn red). In the center you will now see only folders and such files that belong to the operating system updates.
- Place the **cursor** on the file **Pro-D.sgs** and tap the Load/Install file field on the right.
- A confirmation prompt follows. Confirm this with **[ENTER]**.
- If there are several AMADEUS Pro-D sound modules, you will now be asked for which modules the update should be performed. Select "all sound modules" and confirm with **[Enter]**.
- The new AMADEUS operating system is now loaded. You can follow the status in the display.
- When the installation process is complete (the history display box will disappear), please restart the SEMPRA once.



The AMADEUS Pro-D sound modules use new firmware version. The new version number can be read in the MIDI Connections menu (see above).

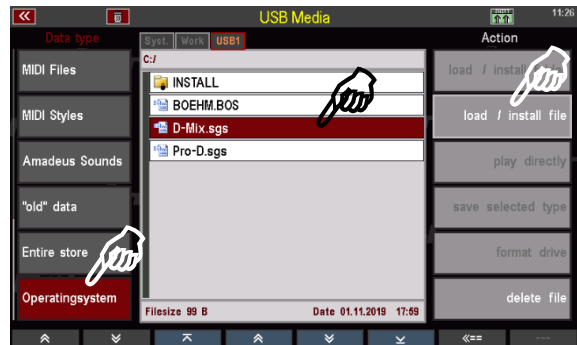
Update operating system D-MiX preamplifier

We assume that the required files **D-Mix.sgs** and **8000_M16.bin** for the operating system update are on a USB stick.

- Insert the USB stick into the SEMPRA and tap the **[USB]** button on the control panel to open the USB menu.

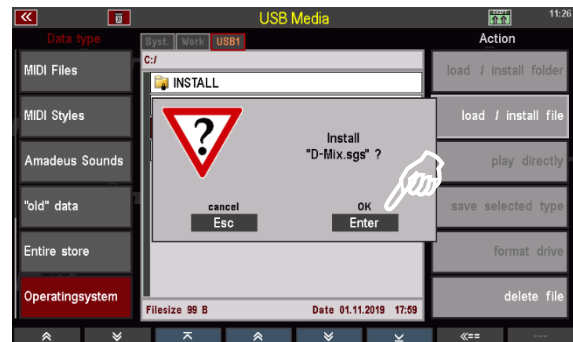
- In the USB menu, in the list of **file types** on the left, scroll down to the **Operating System** field and tap on it (the field will turn red).

In the center you will now see only folders and such files that belong to the operating system updates.

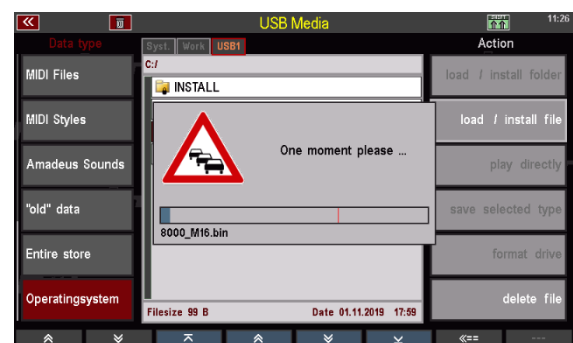


- Place the **cursor** on the file **D-Mix.sgs** and tap the Load/Install **file** field on the right.

- A confirmation prompt follows. Confirm this with **[ENTER]**.



- The new D-MiX operating system is now loaded. You can follow the status in the display.



- When the installation process is complete (the history display box will disappear), please restart the SEMPRA once.

The D-MiX preamp now works with the new firmware version. The new version number can be read in the MIDI Connections menu (see above).



Keyswerk Music Electronics Ltd.

Sülbecker Str. 20-22

31688 Nienstädt

Germany

Tel. (+49) 05722/90 50 88

E-mail: info@boehm-orgeln.de

Web: www.boehm-orgeln.de